

OLIVETT

2009



FOOTBALL



TRINE AT OLIVETT
SATURDAY, OCT. 17
1 P.M.
CUTLER ATHLETIC COMPLEX



ABOUT OLIVET COLLEGE

Established in 1844, Olivet College is a private, liberal arts institution located in south central Michigan, between Battle Creek and Lansing. Olivet was one of the first institutions in America to admit women and minorities. The college is dedicated to its vision of *Education for Individual and Social Responsibility*, and remains true to its roots by providing a quality higher education to all, regardless of gender, race or financial means. Olivet College is home to more than 1,100 students, who study under The Olivet Plan. In this unique educational experience, students engage in both curricular and co-curricular programs that combine real world experiences with lectures and service learning.

Olivet College offers more than 50 majors leading to a Bachelor of Arts degree, a Master of Arts in Teaching degree and a Master of Business Administration in Insurance degree, in addition to dual degree programs with two higher education institutions in Michigan.



The Cutler Event Center

Olivet is accredited by the North Central Association of Colleges and Schools.

The college offers opportunities for students to get involved in more than 20 clubs and organizations. Approximately 40 percent of all Olivet students participate in athletics on a non-scholarship basis.

Olivet consistently has one of the most diverse student populations of any private institution in Michigan. In a typical year, the student body includes 19 percent minority students and international students from six countries. All of this makes the campus community a microcosm of the world – an ideal place for learning to live and work in the global society of the 21st century.

QUICK FACTS

Location: Olivet, Mich. 49076
Founded: 1844
Enrollment: 1,126
Affiliation: NCAA Division III
Conference: Michigan Intercollegiate Athletic Association
President: Donald L. Tuski '85, Ph.D.
Director of Athletics: Dominic Livedoti '65
 Phone number: (269) 749-4183
 E-mail address: dlivedoti@olivetcollege.edu
Associate Athletic Director/SWA: Heather Bateman
 Phone number: (269) 749-7189
 E-mail address: hbateman@olivetcollege.edu
Assistant Athletic Director: Glen Metcalf
 Phone number: (269) 749-7779
 E-mail address: gmetcalf@olivetcollege.edu

Athletic Department Administrative Assistant: Chris Bramer
 Phone number: (269) 749-7512
 E-mail address: cbramer@olivetcollege.edu
Sports Information Director: Geoff Henson
 Office phone number: (269) 749-7602
 E-mail address: ghenson@olivetcollege.edu
 Home phone number: (517) 543-2683
 Cell phone number: (616) 902-0338
Head Athletic Trainer: Aaron Gunther
 Phone number: (269) 749-4167
 E-mail address: agunther@olivetcollege.edu
Assistant Athletic Trainer: Karen Miller
 Phone number: (269) 749-4169
 E-mail address: kimiller@olivetcollege.edu

TABLE OF CONTENTS



CONTENTS

Inside Front Cover About Olivet College
 1 Table of Contents
 2 Game Notes
 3 NCAA Official Football Signals
 4-5 Coaching Staff
 6 2009 Olivet and Trine Statistical Leaders
 7 Olivet Alphabetical Roster
 8 Olivet Numerical Roster
 9 Trine Numerical Roster
 10 Trine Alphabetical Roster
 11 Football Sponsors
 12-15 Meet the Comets

RECORD BOOK
 16 All-Time All-MIAA Selections
 17 Year-by-Year Records/Team Records
 18 Individual Records
 19-22 All-Time Game-by-Game Results
 23 Michigan Intercollegiate Athletic Association
 24 2009 Olivet College Fall Schedules/Results

Inside Back Cover Comet Athletic Department
 Back Cover 2009 Football Schedule



For all of the latest information, including rosters, press releases and statistics on Olivet College athletics, please visit:

www.olivetcollege.edu/athletics

MIAA SPORTSMANSHIP POLICY

The Michigan Intercollegiate Athletic Association and all its members are committed to good sportsmanship. No derogatory speech, no intimidating actions, no possessions or consumption of alcohol will be tolerated at athletic events. Please support all participants and officials in a positive manner. Be loud, be proud, and especially, be positive.

OCT. 17, 2009

CREDITS: The 2009 Olivet College Football Program is a publication of Olivet's Office of College Relations. The program was designed and written by Sports Information Director Geoff Henson with editing by the college relations staff. Individual pictures were taken by Mike Gorecki of SPI Photo and action pictures were taken by Mike Walby. The program was printed by Graphics 3, Inc. of Coldwater.

T

TRINE AT OLIVET



GAME INFORMATION: The Olivet College football team welcomes the Trine (Ind.) University Thunder to the Cutler Athletic Complex for a Michigan Intercollegiate Athletic Association (MIAA) game.

ON THE AIR: Today's game can be heard live on the campus radio station, WOCC 89.7 FM. The game is also being broadcast on the Olivet College Web site.

2009 RECORDS: Olivet has a 0-6 overall record and 0-2 MIAA mark. Trine has posted a 4-1 overall record and 2-0 MIAA mark. The Thunder's only loss was a 30-29 setback at Franklin (Ind.) College.

ALL-TIME SERIES: This game is just the seventh time Olivet and Trine have met on the football field. Olivet leads the series, 4-2.

OLIVET HEAD COACH DOMINIC LIVEDOTI: Dominic Livedoti is in the fifth year of his second stint as Olivet's head coach. He previously filled the position from 1988-92. In 10 total years as head coach, Livedoti has a 39-50-3 record.

TRINE HEAD COACH MATT LAND: Matt Land is in his fourth season as Trine's head coach. A 1996 graduate of Ball State (Ind.) University, he has compiled a 22-14 record.

LAST SATURDAY -- KALAMAZOO 24, OLIVET 14: Olivet fell to Kalamazoo College, 24-14, Oct. 10 at the Cutler Athletic Complex.

The Hornets put the first 10 points on the scoreboard in a span of 25 seconds in the opening quarter. Later in the first quarter, Kalamazoo scored another touchdown to go ahead 17-0. Kalamazoo was forced to punt on its second possession of the second quarter. **Vince Hanna** broke through the coverage and blocked the kick. **Nick Glass** scooped

up the loose ball and ran it back 12 yards for a touchdown. The score stayed 17-6 at halftime.

The Hornets got the ball to start the second half, and put together a five-play, 52-yard scoring drive. The Comets added eight points at the 7:52 mark of the third quarter when **Josh Baggerly** caught a 23-yard touchdown pass from **C.J. Gregory**. **Gregory's** two-point conversion pass to **Thomas Tobolic** was good.

The Comets had 317 yards of total offense, 122 on the ground and 195 through the air. **Mike Martin** led the ground game with 17 carries for 90 yards. He finished the game with 262 all-purpose yards, as he also caught a team-high five passes for 27 yards, ran back four kickoffs for 111 yards and returned two punts for 34 yards. **Gregory** was 12-of-23 passing for 138 yards. **Ben Sherman** caught four passes for 35 yards.

Defensively, **Jared Thornton** had a game-high 15 tackles, including 10 solo stops. **Chris Behnke** recorded 11 stops. **Cam Bramer** finished with nine tackles and one interception, which set-up the touchdown in the third quarter.

LAST SATURDAY -- TRINE 51, ALMA 14: Trine scored a touchdown on seven of its first eight possessions to beat Alma College, 51-14, Oct. 10 at Bahlke Field in Alma.

The Thunder offense rolled up 511 yards of total offense. Thirteen different ball carriers combined to run the ball 51 times for 303 yards. **Kent Biller** had a team-high 14 carries for 99 yards. **Eric Watt** completed 18-of-24 passes for 209 yards and four touchdowns. **Ja Vontae Hence** had four receptions for 43 yards. **Aaron Shoemaker** topped the defense with seven total tackles and an interception.

LAST TIME THEY MET -- OCT. 18, 2008 -- TRINE 21, OLIVET 10: Trine defeated Olivet, 21-10, at Shive Field in Angola, Ind.

The Comets finished the game with 247 yards of total offense. **Pat Clasgens** carried the ball 23 times for 76 yards. Two quarterbacks combined to complete 17-of-28 passes for 185 yards. **Carl Mulder** was the leading receiver with seven catches for 80 yards. **Hakeem Yakubu** topped the defense with seven tackles.

For the Thunder, **Jeff Langley** had 10 rushes for 50 yards. **Watt** was 10-of-23 for 159 yards. **Lemar Qualls** caught two passes for 86 yards, including a 79-yard touchdown grab. **Courtney Pearson** had a game-high 21 tackles.

COMET CHATTER

MIAA RANKINGS: **Ryan Patten** leads the MIAA in punting, averaging 40.3 yards per punt. **Glenn VanNortwick** has a league-leading 10 tackles for loss. **Behnke** is tied for fourth with 56 total tackles.

LOOKING AHEAD: The Comets will travel to play Alma College next Saturday before returning home to face Hope College. Both games start at 1 p.m. After its bye week, Olivet wraps-up the 2009 season with 6 p.m. game Nov. 14 at Adrian College.

2009 MIAA Standings

	MIAA				OVERALL			
	W	L	PF	PA	W	L	PF	PA
Trine	2	0	89	49	4	1	174	102
Adrian	1	0	62	15	3	2	183	98
Albion	1	1	26	14	1	4	52	106
Hope	1	1	49	44	1	5	158	182
Kalamazoo	1	1	39	76	4	2	198	186
Alma	0	1	14	51	2	3	127	153
Olivet	0	2	14	44	0	6	54	179


Today's MIAA Schedule

Albion at Adrian, 1 p.m.
Alma at Kalamazoo, 1 p.m.
Trine at Olivet, 1 p.m.



THE NATIONAL COLLEGIATE ATHLETIC ASSOCIATION

Official Football Signals—2009



1
Ball ready for play
*Untimed down



2
Start clock



3
Time-out
Discretionary or injury time-out
(follow by tapping hands on chest)



4
TV/Radio time-out



5
Touchdown
Field goal
Point(s) after touchdown



6
Safety



7
Ball dead
Touchback (move side to side)



8
First down



9
Loss of down



10
Incomplete forward pass
Penalty declined
No play, no score
Toss option delayed



11
Legal touching of forward pass or scrimmage kick



12
Inadvertent whistle
(Face Press Box)



13
Disregard flag



14
End of period



15
Sideline warning



16
Illegal touching or 30-second timeout



17
Uncatchable forward pass



18
Offside defense
Encroachment (NF)



19
False start
Illegal formation
Encroachment offense
Illegal procedure (NF)



20
Illegal shift - 2 hands
Illegal motion - 1 hand



21
Delay of game



22
Substitution infraction



23
Failure to wear required equipment



24
Illegal helmet contact



27
Unsportsmanlike conduct
Noncontact foul



28
Illegal participation



29
Sideline interference



30
Running into or roughing kicker or holder



31
Illegal batting
Illegal kicking
(Followed by pointing toward toe for kicking)



32
Illegal fair catch signal (NF)
Invalid fair catch signal (NF)



33
Forward pass interference
Kick-catching interference



34
Roughing passer



35
Illegal pass
Illegal forward handing



36
Intentional grounding



37
Ineligible downfield on pass



38
Personal foul



39
Clipping



40
Blocking below waist
Illegal block



41
Chop block



42
Holding/obstructing
Illegal use of hands/arms



43
Illegal block in the back



44
Helping runner
Interlocked blocking



45
Grasping face mask or helmet opening



46
Tripping



47
Player disqualification

HEAD COACH DOMINIC LIVEDOTI



Dominic Livedoti is in his fifth season of his second stint as head coach of the Olivet College football program. He has led the Comets to an overall record of 39-50-3 in 10 total years as head coach, including a Michigan Intercollegiate Athletic Association (MIAA) championship in 2007. Livedoti previously filled this position from 1988-92.

After leaving Olivet in 1992, Livedoti was the head football coach at Wayne State University for two years. He has also coached football at Battle Creek St. Philip, Burr Oak/Colon,

West Bloomfield and Ypsilanti high schools.

Livedoti earned a bachelor's degree from Olivet in 1965 and a master's degree from Eastern Michigan University in 1970. At Olivet, he played four years of football and baseball. In baseball, he was a three-time All-MIAA selection. In 1964, he earned All-MIAA honors in football. Livedoti still holds Olivet's record for most receiving yards in a game with 223, which he set in 1963 versus Augustana (Ill.) College.

In 2006, Livedoti was inducted into the Olivet College Athletic Hall of Fame.

Livedoti resides in Charlotte with wife, Liz, who is also a 1965 Olivet graduate.

ASSISTANT COACHES



Bob Kubiak begins the fifth season of his second stint as an assistant head coach/offensive coordinator for the Comet football team in 2009. He was also the offensive coordinator under Livedoti from 1988-92.

Kubiak also serves the college as an academic advisor. On a national level, he represents the MIAA on the American Football Coaches Association Division III Assistant Coaches Committee.

Prior to joining the Olivet staff, Kubiak taught and served as head of the physical education department at Kalamazoo Central High School (KCHS). He was also the school's head varsity football coach for 11 years.

In 2000, Kubiak led KCHS to its first-ever Big 8 Championship and a spot in the Michigan High School Athletic Association playoffs.

Kubiak earned a bachelor's degree from Olivet in 1982 and a master's degree from Western Michigan University in 2000. He was a four-year letterwinner and a second-team All-MIAA selection in 1981 as a quarterback on the Comets' football team. Kubiak still holds the Olivet all-time record for passing attempts (596), completions (257) and yards (3,427). He was inducted into the Olivet College Athletic Hall of Fame in 1996.

Kubiak resides in Kalamazoo with wife, Julie, a 1992 graduate of Olivet, and three daughters. Julie played basketball and is also a member of the Athletic Hall of Fame.



Ken Bradley returns to the coaching staff in 2009, working with the safeties. He previously coached from 2002-05.

A 2003 graduate of Olivet, Bradley was a four-year letterwinner on the football field. He also played three years of varsity baseball for the Comets.

After leaving Olivet in 2005, Bradley taught physical education at Newberry Elementary School. He also coached football for three years, including serving as the defensive coordinator in 2007 and 2008, at Newberry High School.

Bradley lives in Lansing with wife, Jamie and daughter, Abby.



Andy Feuerstein begins his first season as an assistant football coach, working with the linebackers.

A 2007 graduate of Olivet, Feuerstein earned two varsity letters as a defensive end and linebacker for the Comets from 2002-03. He finished his career with 65 total tackles, including 51 during the 2002 season. Feuerstein also served as a student coach from 2004-06.

After graduating, he served as a linebackers coach at Lakeland (Wis.) College for two years. Feuerstein lives in Olivet.



Chad Fulk is in his second season as an assistant football coach, working with the wide receivers.

Prior to joining the Olivet staff, Fulk was the offensive coordinator at Holt High School for 13 years.

Fulk is taking classes at Olivet to complete a bachelor's degree.

Fulk and wife, Jamie, live in Holt.

ASSISTANT COACHES



Demetrius Jones is starting his fourth season as the defensive backs coach at Olivet, working with the secondary.

This summer, Jones served as a guest coach at the Baltimore Ravens and San Francisco 49ers training camps.

Jones earned a bachelor's degree in business administration from Western Michigan University (WMU) in 1984. He was a four-year starter at cornerback and punt returner for the

Bronco football team. Jones holds the all-time WMU record for blocked kicks (three) and pass deflections (33).

In 1984, Jones was drafted by the United States Football League's Michigan Panthers. In addition, he signed a free agent contract and played two seasons for the Denver Broncos before suffering a career-ending ankle and leg injury.

Prior to Olivet, Jones was the defensive coordinator at Detroit Cass Tech High School from 1987-90 and the freshman, junior varsity and varsity football coach at Lansing Everett High School from 2002-03.

Jones lives in Lansing with wife, Wanda, and three children, Stephanie, Carla and DeJuan.



Larry Smith begins his fifth season as an assistant football coach, working with the defensive line. He also serves the college as director of the African-American Culture Center, Director of African-American Retention and advisor of Alpha Phi Kappa.

Prior to becoming a member of the Olivet coaching staff, Smith was a defensive line and linebackers coach at Grand Valley State University (GVSU).

Smith earned a bachelor's degree from Wayne State University in 1982 and master's degree from GVSU in 2000.

Smith and wife, Cathy, live in Bellevue. He has a daughter, Elyse.




Mike Smith is in his second season as an assistant football coach, working with the tight ends, and is the special teams coordinator. He also serves the college as a retention officer.

Prior to joining the Olivet staff, Smith was a successful teacher and coach at Holt High School for 31 years. At Holt, he served as the head varsity football coach for 14 years. Smith was also the head football coach at Dansville and Eaton Rapids. In 18 years as a head coach,

he compiled a 133-57 record.

Smith played football at Michigan State University (MSU) from 1971-74. He earned a bachelor's degree in health and physical education from MSU in 1976.

Smith lives in Dimondale with wife, Julie, and has three children, Chris, Casey and Sarah. Chris and Casey both played football for Olivet. Chris played from 2005-07, and Casey in 2008.



Mike Sparks is in his ninth year as an assistant football coach. In 2009, he begins his fifth season as the defensive coordinator. Sparks also serves the college as the strength and conditioning coordinator and instructor in the Health, Physical Education, Recreation and Sport (HPERS) Department.

Prior to becoming full-time at Olivet, Sparks was the athletic director at Maple Valley High School from 2000-05. He was also the head

football coach at Bellevue High School from 1994-2000. Sparks has additional coaching experience in Germany as well as professional indoor football experience.

Sparks earned a bachelor's degree from Hope College in 1992. He was a three-year letterwinner as an outside linebacker for the Flying Dutchmen.

Sparks resides in Charlotte with wife, Mindy, and daughter, Sunny. He has two other daughters, Kayla and Sidney.



Chris Stewart begins his second season as an assistant football coach. After helping with the secondary last year, he moves over to coach the offensive line in 2009. Stewart is also serving the college as an assistant track and field coach, assistant strength and conditioning coach and instructor in the HPERS Department.

Before coming to Olivet, Stewart was a graduate assistant football coach at Michigan State University (MSU) for two years. He also

has coaching and teaching experience at Freedom High School in Orlando, Fla., and Astronaut High School in Titusville, Fla.

A native of Bath, Stewart played three years of football at Tri-State (Ind.) University before transferring to Adrian College for the 2001 season. He earned three football letters -- two at Tri-State and one at Adrian. In addition, Stewart was a two-year letterwinner on the basketball team at Adrian. During the 2002 and 2003 football seasons, he was a student assistant coach.

Stewart earned a bachelor's degree from Adrian in 2003 and a master's degree from MSU in 2007.

OLIVET COLLEGE

TEAM STATISTICS

	OLIVET	OPP
POINTS SCORED	54	179
FIRST DOWNS	73	141
NET RUSHING YARDS	443	1,060
Rushing attempts	178	256
Average per rush	2.5	4.1
Rushing TDs	2	14
NET PASSING YARDS	924	1,648
Att-Comp-Int	162-86-11	189-117-7
Average per catch	10.7	14.1
Passing TDs	3	9
TOTAL OFFENSE	1,367	2,708
Total plays	340	445
Average per play	4.0	6.1
KICK RETURNS: #-AVERAGE	32-22.2	12-21.8
PUNT RETURNS: #-AVERAGE	11-10.2	11-13.8
INT. RETURNS: #-AVERAGE	7-15.7	11-6.8
FUMBLES-LOST	18-13	10-3
PENALTIES-YARDS	27-233	45-393
PUNTS: #-AVERAGE	31-39.0	23-29.0

SCORE BY QTRS	1st	2nd	3rd	4th	Total
Olivet	6	6	17	25	54
Opponents	59	57	37	26	179

RUSHING	G	Att	Gain	Loss	Net	Avg	TD	Long
Mike Martin	6	41	179	11	168	4.1	1	25
Pat Clasgens	5	46	158	24	134	2.9	0	16
Olivet	6	178	624	181	443	2.5	2	25
Opponents	6	356	1,254	194	1,060	4.1	14	65

PASSING	G	Effic.	Att-Comp-Int	Pct	Yds	TD	Long
Nick McCleary	6	86.42	112-60-9	53.6	613	1	52
C.J. Gregory	5	105.87	49-25-2	51.0	289	2	30
Olivet	6	93.53	162-86-11	53.1	924	3	52
Opponents	6	143.46	189-117-7	61.9	1,648	9	54

RECEIVING	G	No.	Yds	Avg	TD	Long
James Williams	5	23	207	9.0	0	17
Ben Sherman	5	17	176	10.4	1	16
J.W. Seekman	6	9	207	23.0	0	52
Olivet	6	86	924	10.7	3	52
Opponents	6	117	1,648	14.1	9	54

SCORING	TD	FGs	Kick	Rush	Rcv	Pass	Saf	Pts
Jsoh Baggerly	2	0-0	0-0	0-0	0	0-0	0	12
Graham Lockwood	0	2-2	1-4	0-0	0	0-0	0	7
Five players tied at	1	0-0	0-0	0-0	0	0-0	0	6
Olivet	7	3-3	1-6	0-0	1	1-1	0	54
Opponents	24	5-10	20-22	0-0	0	0-2	0	179

PUNTING	No.	Yds	Avg	Long	TB	FC	I20	50+	Blkd
Ryan Patten	30	1,210	40.3	67	2	10	9	6	0
Olivet	31	1,210	39.0	67	2	10	9	6	1
Opponents	23	666	29.0	44	2	1	6	0	3

	GP	Solo	Ast	Total	TFL-Yds	No.-Yds	Int-Yds	Brup	Rcv-Yds-Frc
Chris Behnke	6	35	21	56	6.5-26	1.0-9	1-0	1	2-0-1
Jared Thornton	6	31	13	44	1.0-1	0.0-0	1-8	1	1-0-0
Hakeem Yakubu	6	27	17	44	7.5-20	1.5-7	0-0	0	0-0-1
Nick Glass	6	19	15	34	2.0-13	0.0-0	0-0	2	0-0-0
Glenn VanNortwick	5	18	10	28	10.0-51	3.5-16	0-0	0	0-0-2
Rob Jensen	6	17	7	24	1.0-2	0.0-0	3-3	2	0-0-0
Olivet	6	278	144	422	45-195	11-69	7-110	15	3-0-4

TRINE UNIVERSITY

TEAM STATISTICS

	TRINE	OPP
POINTS SCORED	174	102
FIRST DOWNS	118	109
NET RUSHING YARDS	1,155	444
Rushing attempts	215	148
Average per rush	5.4	3.0
Rushing TDs	7	5
NET PASSING YARDS	1,017	1,354
Att-Comp-Int	143-98-4	217-134-7
Average per catch	10.4	10.1
Passing TDs	16	9
TOTAL OFFENSE	2,172	1,798
Total plays	358	365
Average per play	6.1	4.9
KICK RETURNS: #-AVERAGE	18-19.3	28-17.2
PUNT RETURNS: #-AVERAGE	7-9.6	5-3.4
INT. RETURNS: #-AVERAGE	7-6.4	4-3.2
FUMBLES-LOST	0-0	7-4
PENALTIES-YARDS	40-433	19-192
PUNTS: #-AVERAGE	16-32.2	19-35.9

SCORE BY QTRS	1st	2nd	3rd	4th	Total
Trine	23	70	45	36	174
Opponents	41	14	14	33	102

RUSHING	G	Att	Gain	Loss	Net	Avg	TD	Long
Ken Biller	4	57	389	15	374	6.6	4	54
Eric Watt	5	55	393	41	352	6.4	2	25
Trine	5	215	1,247	92	1,155	5.4	7	54
Opponents	5	148	595	151	444	3.0	5	41

PASSING	G	Effic.	Att-Comp-Int	Pct	Yds	TD	Long
Eric Watt	5	157.51	141-96-4	68.1	1,007	15	55
Trine	5	159.60	143-98-4	68.5	1,017	16	55
Opponents	5	121.40	217-134-7	61.8	1,354	9	52

RECEIVING	G	No.	Yds	Avg	TD	Long
Ja Vontae Hence	5	27	253	9.4	2	55
Paul Curtis	5	15	266	17.7	4	39
Mario Brown	5	12	71	5.9	0	23
Trine	5	98	1,017	10.4	16	55
Opponents	5	134	1,354	10.1	9	52

SCORING	TD	FGs	Kick	Rush	Rcv	Pass	Other	Pts
Jeremy Howard	0	6-6	18-22	0-0	0	0-0	0	36
Kent Biller	5	0-0	0-0	0-0	0	0-0	0	30
Two players tied at	4	0-0	0-0	0-0	0	0-0	0	24
Trine	23	6-6	18-22	0-0	0	0-1	0	174
Opponents	14	2-6	12-13	0-0	0	0-1	0	102

PUNTING	No.	Yds	Avg	Long	TB	FC	I20	Blkd
Jeremy Howard	15	487	32.5	48	0	5	5	0
Trine	16	516	32.2	48	0	6	6	0
Opponents	19	683	35.9	52	3	3	4	0

	GP	Solo	Ast	Total	TFL-Yds	No.-Yds	Int-Yds	Brup	Rcv-Yds-Frc
Aaron Shoemaker	5	37	8	45	5.0-22	0.0-0	1-0	0	1-0-0
Jacob Vance	5	26	16	42	4.0-8	0.0-0	1-0	1	0-0-0
Aaron Selking	5	22	11	33	2.5-4	0.0-0	2-31	2	0-0-0
Kyle Sherwood	5	22	4	26	1.0-2	0.0-0	0-0	0	0-0-0
Jeremy Berry	5	14	5	19	5.0-29	2.0-13	0-0	0	0-0-0
Chris Eichman	5	11	7	18	2.0-6	1.0-3	1-14	3	0-0-0
Chris Verley	5	12	5	17	2.5-17	1.0-8	0-0	0	0-0-1
Trine	5	252	97	349	34-151	7.5-49	7-45	18	4-0-1

OLIVET COLLEGE ALPHABETICAL ROSTER

NAME	YR.	POS.	HT.	WT.	HOMETOWN/HIGH SCHOOL	NAME	YR.	POS.	HT.	WT.	HOMETOWN/HIGH SCHOOL
Billy Albrecht	Sr.	DL	6-0	260	Dimondale/Holt	Jake Messner	Fr.	QB	6-1	180	Niles/Niles
Josh Baggerly	Fr.	WR	5-9	185	Battle Creek/Pennfield	Edric Miller	Fr.	RB	5-11	185	Battle Creek/Central
Josh Baranski	Fr.	DL	6-0	245	Mattawan/Mattawan	David Moody	Fr.	DL	5-11	215	Grand Rapids/Forest Hills Central
Blake Beals	Fr.	DL	6-1	245	Pottersville/Charlotte	Lawrence Moss	Fr.	RB	5-6	160	Brighton/Brighton
Chris Behnke	Jr.	LB	6-3	215	Bellevue/Olivet	Joe Newhof	Fr.	DL	5-10	260	Caledonia/South Christian
Andy Belluomini	Fr.	WR	6-0	185	Augusta/Galesburg-Augusta	Ryan Patten	Sr.	P	6-3	200	Charlotte/Charlotte
Trevor Boyk	Fr.	RB	5-9	165	Jackson/Northwest	Scot Peterson	Sr.	DB	5-11	215	Monroe/St. Mary's Catholic Central
Cam Bramer	Jr.	RB	6-2	250	Olivet/Olivet	Brian Phillips	Fr.	WR	5-9	185	East Leroy/Climax-Scotts
Aaron Breneman	So.	DB	5-9	175	Pinckney/Pinckney	Steve Phillips	Fr.	WR	6-1	200	East Leroy/Climax-Scotts
Ron Cadez	So.	DL	6-0	240	Allen Park/Melvindale	Tony Phillips	Fr.	QB	6-2	205	Lansing/Waverly
Joe Camble	Fr.	WR	5-10	160	Lansing/Waverly	Mike Purtilar	So.	DB	6-0	200	Novi/Brighton
Anthony Castaneda	Fr.	LB	5-10	245	Wayland/Wayland Union	David Ray	So.	WR	6-4	210	Lansing/Eastern
Adam Chopp	Fr.	LB	5-11	170	Galesburg/Galesburg-Augusta	Tyler Ray	Fr.	DB	6-3	200	Howard City/Tri-County Area
Pat Clascgens	Sr.	RB	5-10	200	Livonia/Stevenson	Tony Reichstetter	Fr.	LB	5-10	150	Eaton Rapids/Eaton Rapids
James Dye	So.	OL	6-5	270	Newaygo/Newaygo	Ryan Reurink	So.	LB	5-10	205	Wayland/Wayland Union
Harold Ellison	So.	DB	6-0	180	Burton/Bendle	James Reynolds	Jr.	OL	6-4	260	Kalamazoo/Paw Paw
Travis Farris	So.	DL	5-11	250	Hastings/Thornapple Kellogg	Sam Richards	So.	DL	6-3	240	Plymouth/Plymouth
Steve Fenstemaker	Fr.	LB	6-1	195	Wyoming/Wyoming Park	Joe Riley	So.	LB	6-1	210	Plainwell/Plainwell
Stetson Gearhart	Fr.	RB	5-8	155	Sturgis/White Pigeon	Jesse Rodriguez	So.	DL	6-0	255	Ligonier, Ind./West Noble
Nick Glass	Jr.	DB	5-11	200	Flint/Powers	Matt Root	So.	WR	6-1	185	Marshall/Maple Valley
Jarred Goodman	Fr.	DB	5-10	170	Portland/Portland	J.P. Runions	So.	TE	6-5	230	Davisburg/Holly
Matt Goodman	Fr.	DB	5-10	175	Portland/Portland	Ross Sanders	So.	LB	5-10	205	East Pointe/Parkway Christian
Paul Goodwin	Fr.	OL	6-2	220	Wayland/Wayland Union	Jacob Schafer	Fr.	OL	6-1	280	Portland/Portland
C.J. Gregory	So.	QB	6-0	190	Canton/Plymouth	Justin Schafer	Fr.	OL	6-2	315	Portland/Portland
Damion Gregory	Fr.	LB	5-11	210	Grand Rapids/Union	J.W. Seekman	Fr.	WR	6-4	210	Martin/Martin
Vince Hanna	So.	WR	5-10	185	Marshall/Marshall	Ben Sherman	Jr.	WR	6-2	195	Charlotte/Charlotte
Nick Hart	Fr.	LB	6-0	215	Burr Oak/Burr Oak	Anthony Silvas	So.	DL	6-0	260	Lansing/Lansing Catholic
Ben Hawes	Fr.	DB	5-11	180	Albion/Springport	Ryan Smith	Fr.	LB	5-10	215	Sheridan/Carson City Crystal
Alex Hill	Sr.	DB	5-9	195	Berrien Springs/Berrien Springs	Travis Stewart	Fr.	DL	6-0	255	Constantine/White Pigeon
Travis Hilton	Fr.	DB	6-3	215	Martin/Kalamazoo Christian	Derek Svoboda	So.	OL	6-4	285	Brighton/Brighton
Blake Iobe	Fr.	K	5-10	155	Marshall/Marshall	James Tanis	Sr.	OL	6-4	290	Nunica/Jenison
Thomas Ivany	Jr.	OL	6-1	280	Mattawan/Harper Creek	Brandon Taylor	So.	DB	5-10	205	Oak Park/Ferndale
Aaron Jackson	Fr.	RB	5-8	170	Lansing/Waverly	Terrance Thompkins	Fr.	TE	6-3	215	Battle Creek/Central
Robby Jensen	So.	DB	6-0	175	Boyer City/Boyer City	Jared Thornton	Sr.	DB	5-10	185	Colon/Colon
Ray Johnson	Fr.	DB	6-1	175	Kalamazoo/Plainwell	Dwight Tillis	So.	OL	6-5	315	Oak Park/Ferndale
Lucas Jorae	Fr.	LB	6-0	210	Laingsburg/Laingsburg	Thomas Tobolic	Fr.	TE	6-2	240	Wayland/Wayland Union
Elijah Keller	Sr.	OL	6-0	275	Cadillac/Cadillac	Antonio Todd	Fr.	RB	5-8	175	Holt/Holt
Brian Kerr	Fr.	LB	5-10	195	Portland/Portland	Nate Trudell	Fr.	LB	6-0	185	Parma/Jackson Lumen Christi
Casey Keyosky	Jr.	OL	6-2	295	Roseville/Roseville	Glenn VanNortwick	Fr.	DL	6-3	225	Wayland/Wayland Union
Austin Khoshnegah	So.	TE	6-4	255	Pinckney/Pinckney	John Visel	So.	OL	5-11	230	Saline/Saline
Tim Knight	Fr.	DL	6-1	250	Detroit/Cody	Jordan Walker	Fr.	DB	5-10	175	Oak Park/Ferndale
Zach Leszczynski	So.	RB	5-11	220	Chelsea/Chelsea	Justin Walters	Fr.	WR	6-1	190	Clarksville/Lakewood
Graham Lockwood	Sr.	K	5-10	165	Haslett/Williamston	Sam Watson	So.	RB	5-10	210	Sturgis/Sturgis
Cody Longon	Fr.	DB	5-9	205	Albion/Springport	David Wilber	Fr.	DL	6-2	260	Battle Creek/Pennfield
Mike Martin	So.	RB	5-11	180	Caledonia/Wayland Union	Justin Wilcox	So.	TE	6-2	245	Harietta/Cadillac
Joshua Matthews	So.	OL	6-4	250	Burton/Bendle	James Williams	So.	WR	5-10	185	Battle Creek/Central
Nick McCleary	So.	QB	6-1	210	Battle Creek/Harper Creek	Ken Wrobbel	So.	LB	6-2	240	Hillsdale/Pittsford
Eric McCuaig	Fr.	OL	6-4	265	Dexter/Pinckney	Cody Wyman	Fr.	TE	6-0	210	Reed City/Reed City
Casey McGuckin	Fr.	DB	5-11	170	Taylor/Kennedy	Hakeem Yakubu	Sr.	LB	6-1	250	Kalamazoo/Central
Brian McIntosh	Fr.	DB	5-10	170	Litchfield/Litchfield	Nick Young	Fr.	OL	6-0	245	Ida/Monroe
Branden McLean	Sr.	LB	5-11	230	Benton Harbor/Coloma						

PROBABLE STARTERS

OFFENSE

Pos.	#	Name
LT	72	James Tanis
LG	77	James Reynolds
OC	58	Jacob Schafer
RG	56	Elijah Keller
RT	65	Derek Svoboda
RB	2	Pat Clasgens
RB	24	Mike Martin
QB	8	Nick McCleary
WR	1	J.W. Seekman
WR	87	Ben Sherman
TE	82	Austin Khoshnegah

DEFENSE

Pos.	#	Name
DE	95	Ron Cadez
DT	78	Travis Farris
DT	91	Billy Albrecht
DE	93	Glenn VanNortwick
LB	9	Hakeem Yakubu
LB	32	Chris Behnke
Hawk	36	Nick Glass
CB	31	Alex Hill
FS	10	Jared Thornton
SS	11	Cam Bramer
CB	5	Robby Jensen

SPECIAL TEAMS

Pos.	#	Name
PK	16	Graham Lockwood
H	14	C.J. Gregory
P	81	Ryan Patten
LS	36	Nick Glass
KR	24	Mike Martin
KR	11	Cam Bramer
PR	24	Mike Martin
PR	11	Cam Bramer

#	NAME	POS.	#	NAME	POS.
1	J.W. Seekman	WR	42	Sam Watson	RB
2	Pat Clasgens	RB	43	Damion Gregory	LB
3	James Williams	WR	44	Lucas Jorae	LB
4	Josh Baggerly	WR	45	Mike Putilar	DB
4	Jordan Walker	DB	47	Ray Johnson	DB
5	Robby Jensen	DB	48	Nick Hart	LB
5	Trevor Boyk	RB	49	Cody Wyman	TE
6	Casey McGuckin	DB	50	Paul Goodwin	OL
7	Vince Hanna	WR	53	Ross Sanders	LB
7	Aaron Breneman	DB	54	Tim Knight	DL
8	Nick McCleary	QB	55	Casey Keyosky	OL
9	Hakeem Yakubu	LB	56	Elijah Keller	OL
10	Jared Thornton	DB	57	Nick Young	OL
11	Cam Bramer	DB	58	Jacob Schafer	OL
12	Tony Phillips	QB	59	Joe Newhof	DL
12	Joe Riley	LB	60	Josh Baranski	DL
13	Tyler Ray	DB	61	Tom Ivany	OL
14	C.J. Gregory	QB	62	Blake Beals	DL
14	Ryan Smith	LB	63	John Visel	OL
15	Adam Chopp	LB	65	Derek Svoboda	OL
15	Jake Messner	QB	66	Sam Richards	DL
16	Graham Lockwood	K	67	Tony Reichstetter	LB
16	Nate Trudell	LB	68	Joshua Matthews	OL
17	Steve Fenstemaker	LB	70	Eric McCuaig	DL
17	Edric Miller	RB	72	James Tanis	OL
18	Steve Phillips	WR	73	Cody Longon	DB
19	Brian Phillips	WR	74	James Dye	OL
19	Brian McIntosh	DB	75	Justin Schafer	OL
20	Brandon Taylor	DB	76	Dwight Tillis	OL
20	Justin Walters	WR	77	James Reynolds	OL
21	Ryan Reurink	LB	78	Travis Farris	DL
22	Zach Leszczynski	RB	79	Justin Wilcox	TE
23	Antonio Todd	RB	80	David Ray	WR
24	Mike Martin	RB	81	Ryan Patten	P
25	Lawrence Moss	RB	82	Austin Khoshnegah	TE
26	Stetson Gearhart	RB	83	Terrance Thompkins	TE
27	Scot Peterson	DB	85	Thomas Tobolic	TE
28	Blake Iobe	K	86	J.P. Runions	TE
29	Travis Hilton	DB	87	Ben Sherman	WR
30	Branden McLean	LB	89	Matt Root	WR
31	Alex Hill	DB	90	Ken Wrobbel	LB
32	Chris Behnke	LB	91	Billy Albrecht	DL
33	Andy Belluomini	WR	92	Brian Kerr	LB
34	Harold Ellison	DB	93	Glenn VanNortwick	DL
35	Jarred Goodman	DB	94	David Moody	DL
36	Nick Glass	DB	95	Ron Cadez	DL
37	Matt Goodman	DB	96	Travis Stewart	DL
38	Aaron Jackson	RB	97	Jesse Rodriguez	DL
39	Ben Hawes	DB	98	David Wilber	DL
40	Joe Camble	WR	99	Anthony Silvas	DL
41	Anthony Castaneda	LB			

#	NAME	POS.
1	Mario Brown	WR
2	Adam Kurtz	WR
3	Tyson Kaase	CB
4	Aaron Selking	DB
5	Paul Curtis	WR
6	Matt Curry	DB
7	Ja Vontae Hence	WR
8	Andrew Pickford	RB
9	Thomas Wyman	TE
10	Leertease Figures	WR
11	Brock Reinig	LB
12	George Outlaw	RB
13	Eric Watt	QB
14	Ryan Hargraves	QB
15	Samuel Johnson	RB
16	Jeremy Pickford	DB
17	Gerald Christian	WR
18	Cody Nash-Kniffen	WR
19	Sam Morthorst	WR
20	Morgan Williams	WR
21	Devin Leas	DB
23	Bryan Craig	DB
24	Ryan Rickaby	DB
25	Westly Verner	WR
26	Kevin Gray	RB
27	Jeff Langley	RB
28	Isaiah Craig	DB
29	Blake McCan	WR
30	Travis Owens	RB
31	Kyle Henderson	RB
32	Aaron Shoemaker	DB
33	Nate Massie	LB
34	Travis Reeter	LB
35	Raymond Nelson	WR
36	Ryan Braun	LB
37	Adam Sherwood	LB
38	Kent Biller	RB
39	Ian McCaffrey	WR
40	Chase Coffield	RB
41	Brandon Davis	WR
42	Jeremy Howard	K
43	Lucas Rosengarten	FB
44	Michael DeVos	LB
45	Kyle Sherwood	LB
46	Brandon Killingbeck	RB
47	Josh Fracassi	LB
48	Jeremy Berry	LB
49	Peter Doxey	LB
50	Josey Bickel	LB
51	Tyler Boscoe	OL

#	NAME	POS.
52	Kyle Bailey	LB
53	Bryan Devan	LB
54	Jacob Vance	LB
55	James Greenlee	OL
56	Tyler Bedwell	LB
57	Josh Duran	C
58	Kenneth Kill	OL
59	Tyler Kopydlowski	OL
60	Benjamin Hendricks	DL
61	Alex Slagh	LB
62	Jason Casteel	G
63	Josh Bieck	OL
64	Dan Stinson	OL
65	Trent Gutting	OL
66	Jared Trimble	OL
67	Kelly Badger	G
68	Bradley Prentice	OL
69	Jacob Briggs	DL
70	Deryck Jefferies	OL
71	Scott Flory	DL
72	Tyler Terry	OL
73	Jake Stichter	DL
73	Steven Ruesink	DL
74	Nathan Hatfield	DL
75	Joseph Tiseo	DL
76	Kyle Edlund	T
77	Will Recker	OL
78	Kareem Tate	DL
79	Bryce Sims	DL
80	Matthew Eppard	TE
81	Nick Leeman	TE
83	Thomas Tucker	TE
84	Gavin Wisel	WR
85	Carlos Zepeda	WR
86	DeAndre Adams	TE
87	Chad Coulson	WR
88	Eric Walker	DL
89	William Chrystal	WR
90	Chris Eichman	DL
91	Matt Medina	DL
92	Christian Verley	DT
93	Dalton Madsen	K
94	Nathan Denton	DL
95	Zach Snider	LB
96	Kendrick Warren	DL
97	Matthew Dexter	LB
97	Christopher Davis	K
98	Isaac Reichert	TE
99	Calvin Broden	DL

PROBABLE STARTERS

OFFENSE

Pos.	#	Name
OT	72	Tyler Terry
OG	79	Bryce Sims
OC	70	Deryck Jefferies
OG	55	James Greenlee
OT	67	Kelly Badger
RB	38	Kent Biler
QB	13	Eric Watt
WR	18	Cody Nash-Kniffen
WR	25	Wesley Verner
SLOT	1	Mario Brown
SLOT	2	Adam Kurtz

DEFENSE

Pos.	#	Name
DE	91	Matt Medina
NG	92	Christian Verley
DE	90	Chris Eichman
LB	48	Jeremy Berry
LB	6	Matt Curry
LB	34	Travis Reeter
LB	54	Jacob Vance
CB	4	Aaron Selking
SS	32	Aaron Shoemaker
FS	24	Ryan Rickaby
CB	8	Andrew Pickford

SPECIAL TEAMS

Pos.	#	Name
PK	42	Jeremy Howard
H	8	Andrew Pickford
P	42	Jeremy Howard
LS	81	Nick Leeman
KR	4	Aaron Selking
KR	1	Mario Brown
PR	4	Aaron Selking
PR	5	Paul Curtis

NAME	YR.	POS.	HT.	WT.	HOMETOWN
DeAndre' Adams	Fr.	TE	6-2	180	Fort Wayne, Ind.
Kelly Badger	So.	G	6-4	265	Peru, Ind.
Kyle Bailey	Jr.	LB	5-9	195	Dowagiac
Tyler Bedwell	Fr.	LB	5-10	200	LaPorte, Ind.
Jeremy Berry	So.	LB	6-3	170	Churubusco, Ind.
Josey Bickel	Fr.	LB	6-5	232	Warsaw, Ind.
Josh Bieck	So.	OL	5-9	250	Goshen, Ind.
Kent Biller	So.	RB	5-8	165	Nappanee, Ind.
Tyler Boscoe	Fr.	OL	6-1	233	Gouverneur, N.Y.
Ryan Braun	So.	LB	6-4	200	Grand Blanc
Jacob Briggs	Sr.	DL	6-2	235	South Bend, Ind.
Calvin Broden	So.	DL	6-0	312	Grand Rapids
Mario Brown	So.	WR	5-10	168	Battle Creek
Jason Casteel	So.	G	6-0	280	Wakarusa, Ind.
Gerald Christian	Jr.	WR	5-10	170	Hobart, Ind.
William Chrystal	Fr.	WR	6-3	180	Portage
Chase Coffield	Sr.	RB	5-11	210	Bluffton, Ind.
Chad Coulson	So.	WR	6-2	185	Saranac
Bryan Craig	Fr.	DB	5-10	170	Coldwater
Isaiah Craig	Jr.	DB	5-9	150	Coldwater
Matt Curry	Sr.	DB	5-9	185	Columbia City, Ind.
Paul Curtis	Jr.	WR	5-10	165	Cassopolis
Brandon Davis	Fr.	WR	5-10	180	Fort Wayne, Ind.
Christopher Davis	Jr.	K	6-2	215	Fort Wayne, Ind.
Nathan Denton	Jr.	DL	6-2	217	Logansport, Ind.
Bryan Devan	So.	LB	6-0	200	Vista, Calif.
Michael DeVos	Sr.	LB	5-10	190	Angola, Ind.
Matthew Dexter	So.	LB	6-1	205	Muskegon
Peter Doxey	So.	LB	5-7	200	Martin
Josh Duran	So.	C	6-2	255	Bryan, Ohio
Kyle Edlund	So.	T	6-3	280	Goshen, Ind.
Chris Eichman	Jr.	DL	6-4	210	Yoder, Ind.
Matthew Eppard	So.	TE	5-11	210	Fort Wayne, Ind.
Leertease Figures	Fr.	WR	5-10	180	Kentwood
Scott Flory	So.	DL	5-8	225	Goshen, Ind.
Josh Fracassi	So.	LB	5-10	195	East Leroy
Kevin Gray	Fr.	RB	5-10	196	Imperial Beach, Calif.
James Greenlee	Sr.	OL	6-2	312	Columbus, Ind.
Trent Gutting	Fr.	OL	6-5	285	Fort Wayne, Ind.
Ryan Hargraves	Fr.	QB	6-1	185	Taylor
Nathan Hatfield	So.	DL	6-3	215	Fort Wayne, Ind.
Ja Vonte Hence	Fr.	WR	5-7	175	Elkhart, Ind.
Kyle Henderson	Fr.	RB	6-1	215	North Manchester, Ind.
Benjamin Hendricks	So.	DL	6-1	210	Fort Wayne, Ind.
Jeremy Howard	Jr.	K	6-2	190	Elkhart, Ind.
Deryck Jefferies	Sr.	OL	5-11	158	Fort Wayne, Ind.
Samuel Johnson	Jr.	RB	5-6	155	Detroit
Tyson Kaase	So.	CB	5-11	170	Syracuse, Ind.
Kenneth Kill	Fr.	OL	6-1	290	Cromwell, Ind.
Brandon Killingbeck	Jr.	RB	6-0	185	Poneto, Ind.
Tyler Kopydlowski	Fr.	OL	6-1	240	Goodrich, Mich.
Adam Kurtz	Sr.	WR	6-3	210	Kendallville, Ind.
Jeff Langley	Jr.	RB	5-6	150	Indian River
Devin Leas	Fr.	DB	5-10	175	Poneto, Ind.
Nick Leeman	Sr.	TE	6-2	205	Noblesville, Ind.
Dalton Madsen	Fr.	K	5-9	160	Westminster, Colo.
Nate Massie	Sr.	LB	6-0	195	Montpelier, Ohio
Ian McCaffrey	So.	WR	5-11	215	Kalamazoo
Blake McCan	Fr.	WR	5-10	185	Knox, Ind.
Matt Medina	Jr.	DL	6-2	240	Decatur, Ind.
Sam Morthorst	Fr.	WR	6-2	170	Elkhart, Ind.
Cody Nash-Kniffen	So.	WR	6-1	180	Holt,
Raymond Nelson	Fr.	WR	5-11	170	Cassopolis
George Outlaw	Jr.	RB	5-10	195	Gary, Ind.
Travis Owens	Fr.	RB	6-0	185	Ann Arbor
Andrew Pickford	Jr.	RB	6-1	198	Adrian
Jeremy Pickford	Jr.	DB	6-0	180	Adrian
Bradley Prentice	Jr.	OL	5-7	265	Albion, Ind.
Will Recker	So.	OL	6-6	246	DeMotte, Ind.

NAME	YR.	POS.	HT.	WT.	HOMETOWN
Isaac Reichert	So.	TE	6-6	198	Lewistown, Ohio
Travis Reeter	Sr.	LB	6-0	185	Jackson
Brock Reinig	So.	LB	6-2	198	Leo, Ind.
Ryan Rickaby	So.	DB	6-0	165	Adrian
Lucas Rosengarten	So.	FB	5-9	215	Bradford, Ohio
Steven Ruesink	Jr.	DL	5-9	240	Jerome
Aaron Selking	Jr.	DB	6-0	165	Decatur, Ind.
Adam Sherwood	So.	LB	6-2	205	Hanover
Kyle Sherwood	So.	LB	6-2	230	Hanover, Mich.
Aaron Shoemaker	So.	DB	6-0	175	Onsted
Bryce Sims	Jr.	DL	6-3	310	Columbia City, Ind.
Alex Slagh	Fr.	LB	6-0	215	Holland
Zach Snider	Fr.	LB	6-0	200	Bryan, Ohio
Jake Stichter	Fr.	DL	6-0	249	Warsaw, Ind.
Dan Stinson	Fr.	OL	6-2	270	Wauseon, Ohio
Kareem Tate	So.	DL	6-3	235	Fort Wayne, Ind.
Tyler Terry	Jr.	OL	6-5	260	Stroh, Ind.
Joseph Tiseo	So.	DL	6-1	241	Romeo
Jared Trimble	Fr.	OL	5-10	240	Avon, Ind.
Thomas Tucker	Jr.	TE	5-11	175	Fountaintown, Ind.
Jacob Vance	Jr.	LB	5-11	230	Fenton
Christian Verley	Jr.	DT	6-0	275	Grand Rapids
Westly Verner	So.	WR	5-10	150	Adrian
Eric Walker	Sr.	DL	6-3	235	Grand Rapids
Kendrick Warren	Fr.	DL	6-3	245	Jackson
Eric Watt	Jr.	QB	6-3	180	Kentland, Ind.
Morgan Williams	Fr.	WR	5-10	175	Loganville, Ga.
Gavin Wisel	Fr.	WR	6-1	175	Auburn, Ind.
Thomas Wyman	Jr.	TE	6-5	235	Lake
Carlos Zepeda	Jr.	WR	5-9	185	Goshen, Ind.

Head Coach: Matt Land (fourth season at Trine)

Assistant Coaches: Dan Pifer (offensive coordinator), Troy Abbs (defensive coordinator), Dan Musielewicz (wide receivers), David Gater (defensive backs), Mike Lazusky (offensive line), Dan Simrell (quarterbacks), Jacob Kinsey (inside linebackers), Rich Kirkton (defensive line), Dave Wagner (offensive line) and Kadir MuQit (outside linebackers)

BELLEVUE HARDWARE & STORAGE

220 S. Main Street
Bellevue, MI

269.763.9141

Monday - Saturday:
8:00 A.M. - 6:00 P.M.

Sunday:
Noon - 5:00 P.M.

Proud to support Olivet Comets!

Country Acres Kennel



Dog Boarding & Grooming

Penny & Larry Thorn

269-763-2102

By appointment in these hours
 Weekdays 9-1:30 & 4-6:30
 Sat 8am - noon
 Sun 4pm-7pm

**7581 M-78 Hwy
 Bellevue MI 49021
 I-69 to exit 48
 west 1.5 miles**



**110 N MAIN STREET
 OLIVET MI 49076
 (269) 749-3030**

Home of the #1 Rated:

**Prime Steak Burgers
 Breakfast Burritos
 Soups**

Homemade Desserts

**3 Little Comets
 Mike's Omelette
 Homemade Amish Bread**


Sign up for
 Every Other Month Dinner Club

Open Daily
 7 a.m. to 2 p.m.


Dinner every Friday
 5:30 to 8 p.m.

Bring this ad with you and receive a 15% discount


SENIORS



BILLY ALBRECHT
Sr. ♦ DL ♦ 6-0 ♦ 260
Dimondale/Holt




PAT CLAGENS
Sr. ♦ RB ♦ 5-10 ♦ 200
Livonia/Stevenson



ALEX HILL
Sr. ♦ DB ♦ 5-9 ♦ 195
Berrien Springs/Berrien Springs




ELIJAH KELLER
Sr. ♦ OL ♦ 5-11 ♦ 265
Cadillac/Cadillac



BRANDEN MCLEAN
Sr. ♦ LB ♦ 5-11 ♦ 230
Benton Harbor/Coloma

JUNIORS



CHRIS BEHNKE
Jr. ♦ LB ♦ 6-3 ♦ 215
Bellevue/Olivet




NICK GLASS
Jr. ♦ DB ♦ 5-11 ♦ 200
Flint/Powers



THOMAS IVANY
Jr. ♦ OL ♦ 6-1 ♦ 280
Mattawan/Harper Creek



CASEY KEYOSKY
Jr. ♦ OL ♦ 6-2 ♦ 295
Roseville/Roseville



JAMES REYNOLDS
Jr. ♦ OL ♦ 6-4 ♦ 260
Kalamazoo/Paw Paw

SOPHOMORES



AARON BRENEMAN
So. ♦ DB ♦ 5-9 ♦ 175
Pinckney/Pinckney



RON CADEZ
So. ♦ DL ♦ 6-0 ♦ 240
Allen Park/Melvindale




JAMES DYE
So. ♦ OL ♦ 6-5 ♦ 270
Newaygo/Newaygo



TRAVIS FARRIS
So. ♦ DL ♦ 5-11 ♦ 250
Hastings/Thornapple Kellogg




C.J. GREGORY
So. ♦ QB ♦ 6-0 ♦ 190
Canton/Plymouth




NICK MCCLEARY
So. ♦ QB ♦ 6-0 ♦ 190
Battle Creek/Harper Creek




MIKE PURTILAR
So. ♦ DB ♦ 6-0 ♦ 200
Novi/Brighton



DAVID RAY
So. ♦ WR ♦ 6-4 ♦ 210
Lansing/Eastern




RYAN REURINK
So. ♦ LB ♦ 5-10 ♦ 205
Wayland/Wayland Union




SAM RICHARDS
So. ♦ DL ♦ 6-3 ♦ 240
Plymouth/Plymouth




JOE RILEY
So. ♦ LB ♦ 6-1 ♦ 210
Plainwell/Plainwell




BRANDON TAYLOR
So. ♦ DB ♦ 5-10 ♦ 195
Oak Park/Ferndale




DWIGHT TILLIS
So. ♦ OL ♦ 6-5 ♦ 315
Oak Park/Ferndale



JOHN VISEL
So. ♦ OL ♦ 5-11 ♦ 230
Saline/Saline




SAM WATSON
So. ♦ RB ♦ 5-10 ♦ 210
Sturgis/Sturgis




JUSTIN WILCOX
So. ♦ TE ♦ 6-2 ♦ 245
Hartlett/Cadillac



JAMES WILLIAMS
So. ♦ WR ♦ 5-10 ♦ 185
Battle Creek/Central




RYAN PATTEN
Sr. ♦ P ♦ 6-3 ♦ 200
Charlotte/Charlotte




SCOT PETERSON
Sr. ♦ DB ♦ 5-11 ♦ 215
Monroe/St. Mary's Catholic




JAMES TANIS
Sr. ♦ OL ♦ 6-4 ♦ 290
Nunica/Jenison



JARED THORNTON
Sr. ♦ DB ♦ 5-10 ♦ 185
Colon/Colon




HAKEEM YAKUBU
Sr. ♦ LB ♦ 6-1 ♦ 250
Kalamazoo/Central



BEN SHERMAN
Jr. ♦ WR ♦ 6-2 ♦ 195
Charlotte/Charlotte



VINCE HANNA
So. ♦ WR ♦ 5-10 ♦ 185
Marshall/Marshall




ROB JENSEN
So. ♦ DB ♦ 6-0 ♦ 175
Boyerne City/Boyerne City




AUSTIN KHOSHNEGAH
So. ♦ TE ♦ 6-4 ♦ 255
Pinckney/Pinckney




ZACH LESZCZYNSKI
So. ♦ RB ♦ 5-11 ♦ 220
Chelsea/Chelsea




MIKE MARTIN
So. ♦ RB ♦ 5-11 ♦ 180
Caledonia/Wayland




JOSHUA MATTHEWS
So. ♦ OL ♦ 6-4 ♦ 250
Burton/Bendle




JESSE RODRIGUEZ
So. ♦ DL ♦ 6-0 ♦ 255
Ligonier, Ind./West Noble




MATT ROOT
So. ♦ WR ♦ 6-1 ♦ 185
Vermontville/Maple Valley



J.P. RUNIONS
So. ♦ TE ♦ 6-5 ♦ 230
Holly/Holly




ROSS SANDERS
So. ♦ LB ♦ 5-10 ♦ 205
East Pointe/Parkway Christian



ANTHONY SILVAS
So. ♦ DL ♦ 6-0 ♦ 260
Lansing/Lansing Catholic




DEREK SVOBODA
So. ♦ OL ♦ 6-4 ♦ 285
Brighton/Brighton




KEN WROBBEL
So. ♦ LB ♦ 6-2 ♦ 240
Hillsdale/Pittsford

FRESHMEN




JOSH BAGGERLY
Fr. ♦ WR ♦ 5-9 ♦ 185
Battle Creek/Pennfield




JOSH BARANSKI
Fr. ♦ DL ♦ 6-0 ♦ 245
Mattawan/Mattawan




BLAKE BEALS
Fr. ♦ DL ♦ 6-1 ♦ 245
Pottsville/Charlotte




ANDY BELLUOMINI
Fr. ♦ WR ♦ 6-0 ♦ 185
Kalamazoo/Galesburg-Augusta




TREVOR BOYK
Fr. ♦ RB ♦ 5-9 ♦ 165
Jackson/Northwest



MATT GOODMAN
Fr. ♦ DB ♦ 5-10 ♦ 175
Portland/Portland




PAUL GOODWIN
Fr. ♦ OL ♦ 6-2 ♦ 220
Wayland/Wayland Union




DAMION GREGORY
Fr. ♦ LB ♦ 5-11 ♦ 210
Grand Rapids/Union




NICK HART
Fr. ♦ LB ♦ 6-0 ♦ 215
Burr Oak/Burr Oak




BEN HAWES
Fr. ♦ DB ♦ 5-11 ♦ 180
Albion/Springport



TRAVIS HILTON
Fr. ♦ DB ♦ 6-3 ♦ 215
Martin/Kalamazoo Christian




ERIC McCUAIG
Fr. ♦ OL ♦ 6-4 ♦ 265
Dexter/Pinckney




CASEY MCGUCKIN
Fr. ♦ DB ♦ 5-11 ♦ 170
Taylor/Kennedy




BRIAN MCINTOSH
Fr. ♦ DB ♦ 5-10 ♦ 170
Litchfield/Litchfield




JAKE MESSNER
Fr. ♦ QB ♦ 6-1 ♦ 180
Niles/Niles




EDRIC MILLER
Fr. ♦ RB ♦ 5-11 ♦ 185
Battle Creek/Central




DAVID MOODY
Fr. ♦ DL ♦ 5-11 ♦ 215
Grand Rapids/Forest Hills Central



TONY REICHSTETTER
Fr. ♦ LB ♦ 5-10 ♦ 150
Eaton Rapids/Eaton Rapids




JACOB SCHAFER
Fr. ♦ OL ♦ 6-1 ♦ 280
Portland/Portland



JUSTIN SCHAFER
Fr. ♦ OL ♦ 6-2 ♦ 315
Portland/Portland




J.W. SEEKMAN
Fr. ♦ WR ♦ 6-4 ♦ 210
Martin/Martin




RYAN SMITH
Fr. ♦ LB ♦ 5-10 ♦ 215
Sheridan/Carson City Crystal




TRAVIS STEWART
Fr. ♦ DL ♦ 6-0 ♦ 255
Constantine/White Pigeon




JUSTIN WALTERS
Fr. ♦ WR ♦ 6-1 ♦ 190
Clarksville/Lakewood



DAVID WILBER
Fr. ♦ DL ♦ 6-2 ♦ 260
Battle Creek/Pennfield




JOE CAMBLE
Fr. ♦ WR ♦ 5-10 ♦ 160
Lansing/Waverly




ANTHONY CASTANEDA
Fr. ♦ LB ♦ 5-10 ♦ 245
Wayland/Wayland Union



ADAM CHOPP
Fr. ♦ LB ♦ 5-11 ♦ 170
Galesburg/Galesburg-Augusta



STEVE FENSTEMAKER
Fr. ♦ LB ♦ 6-1 ♦ 185
Wyoming/Wyoming Park




STETSON GEARHART
Fr. ♦ RB ♦ 5-8 ♦ 155
Sturgis/White Pigeon




JARRED GOODMAN
Fr. ♦ DB ♦ 5-10 ♦ 170
Portland/Portland



BLAKE IOBE
Fr. ♦ K ♦ 5-10 ♦ 155
Marshall/Marshall




AARON JACKSON
Fr. ♦ RB ♦ 5-8 ♦ 170
Lansing/Waverly




RAY JOHNSON
Fr. ♦ DB ♦ 6-1 ♦ 175
Kalamazoo/Plainwell




LUCAS JORAE
Fr. ♦ LB ♦ 6-0 ♦ 210
Laingsburg/Laingsburg



BRIAN KERR
Fr. ♦ LB ♦ 5-10 ♦ 195
Portland/Portland




TIM KNIGHT
Fr. ♦ DL ♦ 6-1 ♦ 250
Detroit/Cody




LAWRENCE MOSS
Fr. ♦ RB ♦ 5-6 ♦ 160
Brighton/Brighton



JOE NEWHOF
Fr. ♦ DL ♦ 5-10 ♦ 260
Caledonia/South Christian




BRIAN PHILLIPS
Fr. ♦ WR ♦ 5-9 ♦ 185
East Leroy/Climax-Scotts




STEVE PHILLIPS
Fr. ♦ WR ♦ 6-1 ♦ 200
East Leroy/Climax-Scotts




TONY PHILLIPS
Fr. ♦ QB ♦ 6-2 ♦ 205
Lansing/Waverly



TYLER RAY
Fr. ♦ DB ♦ 6-3 ♦ 200
Howard City/Tri-County Area




TERRANCE THOMPKINS
Fr. ♦ TE ♦ 6-3 ♦ 215
Battle Creek/Central




THOMAS TOBOLIC
Fr. ♦ TE ♦ 6-2 ♦ 240
Wayland/Wayland Union




ANTONIO TODD
Fr. ♦ RB ♦ 5-8 ♦ 175
Holt/Holt




NATE TRUPELL
Fr. ♦ LB ♦ 6-0 ♦ 185
Parma/Jackson Lumen Christi




GLENN VANNORTWICK
Fr. ♦ DL ♦ 6-3 ♦ 225
Wayland/Wayland Union



JORDAN WALKER
Fr. ♦ DB ♦ 5-10 ♦ 175
Oak Park/Ferndale



CODY WYMAN
Fr. ♦ TE ♦ 6-0 ♦ 210
Reed City/Reed City



NICK YOUNG
Fr. ♦ OL ♦ 6-0 ♦ 245
Ida/Monroe

ALL-TIME ALL-MIAA SELECTIONS

1930

John Cardwell

1954

Ed Bryant

1956

Bill McNally

1959

Del Walden

1960

Del Walden

1961Bill Feddeler, Tom Nesbitt,
Larry Spencer1962Bill Cassidy, Larry Melendy,
Ron Mitchell, Tom Nesbitt,
Bob Powell, George Pyne III1963

Bob Powell, George Pyne III

1964Bruce Kahler, Dominic Livedoti,
Jim Pobursky, George Pyne III,
Irv Sigler, Ron Zarrara1965

Bob Parrella, Jim Pobursky

1966Terry Dawson, Barry Jackson,
Bob Jansen, Bob Lewallen,
Bob Parrella, Dick Parrella1967Bob Harple, Gorden Lofts,
Dick Parrella, Dean Souden,
Loran Van Beveren, Karl Wilson1968Jesse Bobo, Hayden Moorman,
Karl Wilson1969

Bill Ash, Jesse Bobo

1971

Eric Boucher

1973Bob Bacon, Dave Burland,
Tim Creighton, Jim Crocker,
Jim Kelley, Earl Moore,
Rick Smith1974Bob Bacon, Tim A. Baker,
Tim E. Baker, Eric Boucher,
Dave Burland, Jim Chapin,
Rick Corser, Jim Crocker,
Ken Nowalski, Rick Smith,
Bill Ziem1975Bob Bacon, Rick Corser,
Jim Crocker, Rick Smith1976

Jim Cherven, Kevin Martin

1978

Ray Gipson

1979

Russ Beagle, Rick Sampson

1980

John Gillette, Rick Sampson

1981

Jack O'Donnell

1984

Pat Koepfer

1986

Clint Alexander, Pat Koepfer

1987Clint Alexander,
Mark Raczowski1988

Chad Brandow

1989

Chad Brandow, Spencer Byrd

1990Tracey Hildebrand, Ken Kubiak,
Steve Piloske, Dan Shrewsbury,
Kevin Staniszewski, Jeff Veronie1991Chris Alexander,
Jeff Kucharczyk,
Brad Rauchfuss, Mike Sherrill,
Dan Shrewsbury,
Kevin Staniszewski,
Jason Whiting1992Greg Carter, Jeff Kucharczyk,
Jerry Miller1995

Kevin Jackson

1996

Landon Casey

1997

Landon Casey

1998

Kris Brown, Bob Frost

1999

Kris Brown

2000Kris Brown, Mike Hanna,
Greg Jones2002Dock Davis, Mike Hanna,
Travis Lehman2003

Mick Faasen

2004Kyle Lackscheide,
Mike Pfiester, Travis Sleight,
Andy Storey, Josh VanLaan2005Kyle Lackscheide,
Mike Pfiester, Travis Sleight,
Andy Storey2006Ryan Adams, Nate Hughes,
Ken Lackscheide, DeRan Thomas,
DeShaun Warren2007James Boyd, Pat Clasgens,
Nate Hughes, Marc Miller,
Ryan Patten, Michael Terranova,
DeRan Thomas, Hakeem Yakubu2008Pat Clasgens, Ryan Patten,
Michael Terranova,
Hakeem YakubuNOTE: This listing is first-team
selections only

OLIVET'S MIAA MVPs

1964Irv Sigler
(offensive back)1967Bob Harple
(running back)1974Tim E. Baker
(running back)1990Ken Kubiak
(quarterback)
Jeff Veronie
(linebacker)1991Mike Sherrill
(linebacker)1997Landon Casey
(defensive back)2002Travis Lehman
(defensive back)2007Marc Miller
(defensive line)

MIAA

MORLEY FRASER
SCHOLAR-ATHLETE2005

Travis Sleight

ESPN THE MAGAZINE

ACADEMIC
ALL-AMERICA®2004Travis Sleight
(second-team)2005Travis Sleight
(first-team)2007Marc Miller
(second-team)

YEAR-BY-YEAR RECORDS

YEAR	W-L-T	PCT.	YEAR	W-L-T	PCT.	YEAR	W-L-T	PCT.	YEAR	W-L-T	PCT.	YEAR	W-L-T	PCT.
1890	0-1-0	.000	1913	4-3-0	.571	1938	2-6-0	.250	1965	3-6-0	.333	1987	2-6-1	.278
1891	3-2-0	.600	1914	6-2-0	.750	1939	1-7-0	.125	1966	5-3-0	.625	1988	4-4-1	.500
1892	2-1-0	.667	1915	3-3-2	.500	1940-45	no teams		1967	8-1-0	.889	1989	4-5-0	.444
1893	1-1-0	.500	1916	0-5-0	.000	1946	0-1-0	.000	1968	3-5-0	.375	1990	4-5-0	.444
1894	1-3-0	.250	1917	3-3-0	.500	1947	5-1-1	.786	1969	1-9-0	.100	1991	7-1-1	.833
1895	4-0-0	1.000	1918-19	no teams		1948	2-6-0	.250	1970	0-9-0	.000	1992	2-6-1	.278
1896	1-1-0	.500	1920	1-5-0	.167	1949	5-3-0	.625	1971	3-4-1	.438	1993	1-8-0	.111
1897	1-5-1	.214	1921	2-5-1	.313	1950	0-8-0	.000	1972	3-6-0	.333	1994	1-8-0	.111
1898	0-4-0	.000	1922	2-5-1	.313	1951	2-4-1	.357	1973	6-3-0	.667	1995	3-6-0	.333
1899	4-2-0	.667	1923	5-3-1	.611	1952	0-6-2	.000	1974	7-2-0	.778	1996	2-7-0	.222
1900	1-3-2	.333	1924	2-6-0	.250	1953	4-5-0	.444	1975	4-5-0	.444	1997	3-6-0	.333
1901	8-0-0	1.000	1925	0-6-1	.071	1954	1-7-1	.167	1976	0-9-0	.000	1998	5-4-0	.556
1902	5-1-0	.833	1926	1-6-1	.188	1955	1-8-0	.111	1977	0-8-1	.056	1999	0-9-0	.000
1903	3-3-0	.500	1927	1-7-0	.125	1956	0-8-0	.000	1978	2-7-0	.222	2000	2-8-0	.200
1904	5-3-0	.625	1928	1-4-3	.313	1957	0-9-0	.000	1979	4-5-0	.444	2001	1-9-0	.100
1905	4-4-0	.500	1929	3-4-1	.438	1958	1-8-0	.111	1980	3-6-0	.333	2002	5-4-0	.556
1906	5-0-1	.917	1930	3-4-1	.438	1959	3-5-0	.375	1981	3-5-1	.389	2003	4-6-0	.400
1907	7-2-0	.778	1931	5-4-0	.556	1960	3-5-0	.375	1982	1-8-0	.111	2004	8-2-0	.800
1908	5-1-1	.786	1932-34	no teams		1961	8-1-0	.889	1983	3-6-0	.333	2005	5-5-0	.500
1909	4-2-1	.643	1935	2-4-0	.333	1962	6-3-0	.667	1984	1-8-0	.111	2006	6-4-0	.600
1910	5-3-0	.625	1936	0-8-0	.000	1963	1-8-0	.111	1985	0-9-0	.000	2007	6-5-0	.545
1911	5-2-0	.714	1937	3-5-0	.375	1964	6-3-0	.667	1986	3-6-0	.333	2008	1-9-0	.100
1912	3-4-0	.429												

TEAM SEASON AND GAME RECORDS

TOTAL OFFENSE

Most Plays, Season: 759 (2004)
 Game: 94 vs. Defiance (2003)
 Most Yards, Season: 4,931 (2004)
 Game: 695 vs. Ohio Wesleyan (2004)

RUSHING

Attempts, Season: 692 (2004)
 Game: 89 vs. Defiance (2003)
 Net Yards, Season: 4,171 (2004)
 Game: 670 vs. Ohio Wesleyan (2004)

PASSING

Attempts, Season: 344 (2000)
 Game: 51 vs. Kalamazoo (2000)
 Completions, Season: 182 (2000)
 Game: 27 vs. Kalamazoo (2000)
 Interceptions, Season: 23 (1969)(1984)
 Game: 5 vs. Alma (1965)
 5 vs. Kalamazoo (1965)
 5 vs. St. Joseph's, Ind. (1969)
 5 vs. Hope (1997)
 Yards, Season: 2,152 (2000)
 Game: 349 vs. Albion (1997)
 Touchdowns, Season: 17 (1981)
 Game: 5 vs. North Central, Ill. (1981)

FIRST DOWNS

Season: 249 (2004)
 Game: 33 vs. Ohio Wesleyan (2004)
 Rushing, Season: 209 (2004)
 Passing, Season: 93 (1981)
 Penalty, Season: 21 (1969)

PUNTING

Punts, Season: 79 (1979)
 Game: 13 vs. Adrian (1980)
 Yards, Season: 2,650 (1980)
 Game: 471 vs. Adrian (1980)
 Average, Season: 430 (2007)
 Game: 53.0 vs. Wilmington, Ohio (1993)

PENALTIES

Season: 103 (2000)
 Game: 19 vs. Manchester, Ind. (2000)
 Yards, Season: 863 (2000)
 Game: 188 vs. Manchester, Ind. (2000)

FUMBLES

Season: 40 (1987)
 Game: 9 vs. Kalamazoo (1959)
 Lost, Season: 21 (1972)
 Game: 7 vs. Kalamazoo (1959)

SINGLE-SEASON SCORING

Touchdowns: 63 (2004)
 PAT Attempts: 54 (2004)
 PAT Made: 47 (2004)
 PAT Pass Attempts: 8 (1964)(2002)
 PAT Pass Made: 5 (2001)(2002)
 PAT Run Attempts: 14 (1995)
 PAT Run Made: 7 (1995)
 FG Attempts: 15 (2006)
 FG Made: 8 (2005)

INDIVIDUAL CAREER, SEASON AND GAME RECORDS

TOTAL OFFENSE

Career: 4,084 Jason Tokar (1993-96)
 Season: 1,882 Jason VanLuven (2000)
 Game: 349 Bob Kubiak vs. Albion (1981)

MOST RUSHING YARDS

Career: 3,732 Kris Brown (1997-2000)
 Season: 1,241 Mick Faasen (2003)
 Game: 302 Weyman Jones vs. Taylor, Ind. (1993)

MOST RUSHING ATTEMPTS

Career: 800 Kris Brown (1997-2000)
 Season: 219 Stacy Smith (1995)
 Game: 44 Kris Brown vs. Adrian (1999)

MOST PASSING YARDS

Career: 3,427 Bob Kubiak (1978-81)
 Season: 1,992 Jason VanLuven (2000)
 Game: 349 Bob Kubiak vs. Albion (1981)

MOST PASSING ATTEMPTS

Career: 596 Bob Kubiak (1978-81)
 Season: 296 Jason VanLuven (2000)
 Game: 51 Jason VanLuven vs. Kalamazoo (2000)

MOST PASSING COMPLETIONS

Career: 257 Bob Kubiak (1978-81)
 Season: 160 Jason VanLuven (2000)
 Game: 27 Jason VanLuven vs. Kalamazoo (2000)
 27 Rob White vs. Alma (2007)

MOST PASSES INTERCEPTED

Career: 36 Jason Tokar (1993-96)
 Season: 18 Mike Krzysiak (1983)
 Game: 5 Alan Burnett vs. Kalamazoo (1965)
 5 Chad Ousley vs. Hope (1997)

MOST TOUCHDOWN PASSES

Career: 29 Jason Tokar (1993-96)
 Season: 14 Bob Kubiak (1981)
 Game: 5 Bob Kubiak vs. North Central, Ill. (1981)

MOST PASS RECEPTIONS

Career: 110 Scott Hayes (1998-2001)
 Season: 57 Chris Smith (2007)
 Game: 12 Scott Morrison vs. Albion (1981)
 12 Ryan Smith vs. Anderson, Ind. (1995)

MOST RECEIVING YARDS

Career: 1,538 Chris Smith (2005-07)
 Season: 793 Chris Smith (2007)
 Game: 223 Dominic Livedoti vs. Augustana, Ill. (1963)

MOST PUNTS

Career: 268 John Gillette (1977-80)
 Season: 78 John Gillette (1978)
 Game: 13 John Gillette vs. Adrian (1980)

MOST PUNTING YARDS

Career: 8,269 John Gillette (1977-80)
 Season: 2,650 John Gillette (1978)
 Game: 471 John Gillette vs. Adrian (1980)

BEST PUNT AVERAGE

Career: 43.2 Ryan Patten (2007-08)
 Season: 43.5 Ryan Patten (2008)
 Game: 53.0 Jason Houchins vs. Wilmington (1993)

INTERCEPTIONS

Career: 14 Damon Sefa (1995-98)
 Season: 8 Rodney Holland (1967)
 8 Joe Sabatella (1980)
 8 Damon Sefa (1997)
 Game: 3 Joe Sabatella vs. St. Joseph's, Ind. (1980)
 3 Joe Sabatella vs. Kalamazoo (1980)
 3 Cliff Sims vs. Hope (2005)
 3 Alex Hill vs. Wisconsin Lutheran (2007)
 3 Michael Terranova vs. Tri-State (2007)

MOST TOUCHDOWNS

Career: 51 Travis Sleight (2002-2005)
 Season: 20 Travis Sleight (2004)
 Game: 7 Travis Sleight vs. Albion (2004)

MOST PAT CONVERSIONS

Career: 107 Justin Hunwick (2003-05)
 Season: 45 Justin Hunwick (2004)
 Game: 10 Justin Hunwick vs. Ohio Wesleyan (2004)

MOST FIELD GOALS

Career: 22 Justin Hunwick (2003-05)
 Season: 8 Justin Hunwick (2005)
 Game: 3 Justin Hunwick vs. Defiance, Ohio (2003)
 3 Justin Hunwick vs. Alma (2004)

MOST POINTS SCORED

Career: 306 Travis Sleight (2002-05)
 Season: 120 Travis Sleight (2004)
 Game: 42 Travis Sleight vs. Albion (2004)

1884

DATE	OPPONENT	SCORE
	Albion	Lost, 10-2
	Albion	Lost, 10-5

1890

DATE	OPPONENT	SCORE
	Albion	Lost, 32-12

1891

DATE	OPPONENT	SCORE
	Albion	Won, 30-21
	Michigan State	Won, 78-0
	Michigan State	Won, 70-0
10/19	Michigan	Lost, 18-6
10/31	Albion	Lost, 24-6

1892

DATE	OPPONENT	SCORE
	Kalamazoo	Won, 20-4
	Kalamazoo	Won, 12-4
	Hillsdale	Lost, 14-12

1893

DATE	OPPONENT	SCORE
	Albion	Lost, 42-16
	Kalamazoo	Won, 26-0

1894

DATE	OPPONENT	SCORE
10/6	Eastern Michigan	Won, 48-0
10/13	@ Michigan	Lost, 48-0
10/20	Hillsdale	Lost, 34-6
	Albion	Lost, 18-0

1895

DATE	OPPONENT	SCORE
	Kalamazoo	Won, 38-0
	Lansing Athletic Club	Won, 25-0
	Adrian	Won, 32-0
	Albion	Won, 22-2

1896

DATE	OPPONENT	SCORE
	Lansing Athletic Club	Won, 22-6
	Detroit Athletic Club	Lost, 18-0

1897

DATE	OPPONENT	SCORE
	@ Alma	Lost, 16-0
10/2	@ Michigan State	Lost, 26-6
	Albion	Lost, 36-0
10/16	Michigan State	Tie, 18-18
	Kalamazoo	Lost, 60-0
	Albion	Won, 28-16
	Kalamazoo	Lost, 32-0

1898

DATE	OPPONENT	SCORE
	Detroit Athletic Club	Lost, 25-0
	Kalamazoo	Lost, 17-0
	Kalamazoo	Lost, 24-5
10/29	Michigan State	Lost, 45-0

1899

DATE	OPPONENT	SCORE
	Kalamazoo	Lost, 12-11
	Albion	Won, 23-11
10/28	Hillsdale	Won, 6-0
	Albion	Lost, 12-0
	Hillsdale	Won, 6-0
11/25	Michigan State	Won, 18-17

1900

DATE	OPPONENT	SCORE
	Albion	Lost, 12-0
10/20	Kalamazoo	Lost, 11-6
11/3	Alma	Won, 11-6
	Albion	Tie, 0-0
	Detroit Athletic Club	Tie, 5-5
11/24	Alma	Lost, 6-0

1901

DATE	OPPONENT	SCORE
9/27	Ionia HS	Won, 33-0
10/14	@ Hillsdale	Won, 26-0
10/19	Kalamazoo	Won, 11-5
10/26	Albion	Won, 24-12
11/2	Kalamazoo	Won, 30-0
11/9	@ Albion	Won, 16-0
11/16	Hillsdale	Won, 6-0
11/28	@ Michigan State	Won, 23-18

1902

DATE	OPPONENT	SCORE
	Kalamazoo	Won, 16-0
	Hillsdale	Won, 40-0
11/1	Michigan State	Won, 11-6
	Albion	Won, 13-0
	Alma	Lost, 10-0
	Kalamazoo	Won, 17-0

1903

DATE	OPPONENT	SCORE
	Kalamazoo	Lost, 30-0
	Hillsdale	Won, 10-0
10/24	@ Eastern Michigan	Won, 41-0
	Kalamazoo	Lost, 36-6
	Alma	Won, 11-0
11/21	@ Michigan State	Lost, 45-0

1904

DATE	OPPONENT	SCORE
10/1	@ Oberlin (Ohio)	Lost, 26-0
10/8	Michigan Frosh	Won, 5-0
10/15	@ Hillsdale	Won, 58-0
10/22	@ Kalamazoo	Won, 5-0
10/29	@ Alma	Won, 6-0
11/5	Albion	Lost, 36-0
11/12	Michigan State	Lost, 35-6
11/19	Kalamazoo	Won, 17-0

1905

DATE	OPPONENT	SCORE
10/7	Hillsdale	Won, 21-0
10/14	@ Kalamazoo	Lost, 10-0
10/21	@ Michigan State	Lost, 30-0
10/28	Eastern Michigan	Won, 69-0
11/4	@ Oberlin (Ohio)	Lost, 25-6
11/11	Alma	Won, 10-0
11/18	@ Albion	Lost, 14-6
11/25	Kalamazoo	Won, 20-10

1906

DATE	OPPONENT	SCORE
9/29	@ Michigan State	Lost, 23-0
10/6	@ Albion	Won, 9-6
10/20	Kalamazoo	Won, 26-0
10/26	@ Hillsdale	Won, 17-0
11/3	@ Alma	Won, 4-0
11/17	Albion	Tie, 5-5
11/24	Michigan State	Won, 8-6

1907

DATE	OPPONENT	SCORE
9/28	Battle Creek	Won, 48-5
10/5	@ Western Michigan	Won, 3-0
	@ Kalamazoo	Won, 47-0
10/19	Albion	Won, 73-0
10/26	@ Notre Dame (Ind.)	Lost, 22-4
11/2	Alma	Won, 14-0
11/9	Hillsdale	Won, 40-6
11/16	@ Michigan State	Lost, 55-4
11/23	@ Albion	Won, 12-8

1908

DATE	OPPONENT	SCORE
10/10	@ Hillsdale	Won, 33-0
10/17	@ Kalamazoo	Won, 23-0
10/24	Kalamazoo	Won, 55-0
10/31	Western Michigan	Won, 34-0
11/7	Michigan State	Lost, 46-2
11/14	@ Alma	Won, 1-0**
11/21	Albion	Tie, 12-12

1909

DATE	OPPONENT	SCORE
10/9	@ Notre Dame (Ind.)	Lost, 58-0
10/16	@ Detroit City College	Tie, 0-0
10/23	Kalamazoo	Won, 20-0
10/30	Alma	Won, 30-0
11/6	Hillsdale	Won, 40-0
	Albion	Won, 27-6
11/13	@ Michigan State	Lost, 20-0

1910

DATE	OPPONENT	SCORE
10/1	Charlotte HS	Won, 49-0
10/8	@ Notre Dame (Ind.)	Lost, 48-0
10/13	Detroit City College	Won, 29-5
10/22	@ Kalamazoo	Won, 69-6
10/29	@ Alma	Lost, 14-3
11/12	Albion	Won, 15-3
11/5	@ Hillsdale	Won, 12-2
11/19	Michigan State	Lost, 62-0

1911

DATE	OPPONENT	SCORE
10/7	Kalamazoo	Won, 28-3
10/14	@ Detroit City College	Won, 6-0
10/21	Hillsdale	Won, 29-0
10/28	@ Michigan State	Lost, 29-3
11/4	Michigan Frosh	Lost, 9-5
11/11	Alma	Won, 9-5
11/18	@ Albion	Won, 5-0

1912

DATE	OPPONENT	SCORE
10/5	Kalamazoo	Won, 28-0
10/12	Battle Creek YMCA	Won, 13-3
10/19	@ Michigan State	Lost, 52-0
10/26	@ Hillsdale	Lost, 19-0
11/2	Detroit City College	Won, 27-21
11/8	@ Alma	Lost, 58-0
11/16	Albion	Lost, 29-14

1913

DATE	OPPONENT	SCORE
10/4	@ Michigan State	Lost, 26-0
10/18	@ Detroit City College	Lost, 13-12
10/25	Hillsdale	Won, 25-0
11/1	@ Kalamazoo	Won, 26-0
11/8	Battle Creek YMCA	Won, 53-0
11/15	@ Albion	Lost, 17-12
11/22	Alma	Won, 13-0

1914

DATE	OPPONENT	SCORE
10/3	@ Michigan State	Lost, 35-7
10/10	Kalamazoo Normals (WMMU) ..	Lost, 3-0
10/17	Detroit City College	Won, 47-0
10/24	Hillsdale	Won, 7-6
10/31	Battle Creek	Won, 17-0
11/7	Kalamazoo	Won, 20-0
11/14	@ Alma	Won, 7-3
11/21	Albion	Won, 24-0

1915

DATE	OPPONENT	SCORE
	Alma	Tie, 7-7
	Hillsdale	Tie, 7-7
	Adrian	Won, 26-0
	Kalamazoo	Won, 1-0
10/2	@ Michigan State	Lost, 34-0
	Detroit City College	Won, 25-0
	Western Michigan	Lost, 40-0
11/20	Albion	Lost, 6-3

1916

DATE	OPPONENT	SCORE
9/30	@ Michigan State	Lost, 40-0
	Kalamazoo	Lost, 27-0
	Albion	Lost, 1-0
11/11	@ Alma	Lost, 27-0
	Hillsdale	Lost, 26-7

1917

DATE	OPPONENT	SCORE
	Alma	Lost, 23-0
	Kalamazoo	Lost, 26-0
	Albion	Lost, 10-7
	Hillsdale	Won, 28-6
	Adrian	Won, 65-0
10/27	@ Eastern Michigan	Won, 19-0

1920

DATE	OPPONENT	SCORE
	Albion	Lost, 47-0
	Kalamazoo	Lost, 35-0
	Alma	Won, 21-6
10/23	@ Central Michigan	Lost, 7-0
10/30	@ Michigan State	Lost, 109-0
	Western Michigan	Lost, 47-7

1921

DATE	OPPONENT	SCORE
	Kalamazoo	Lost, 34-0
	Alma	Won, 21-0
10/1	Grand Rapids JC	Won, 6-0
10/8	@ Central Michigan	Lost, 35-0
10/22	Albion	Lost, 34-7
11/12	Assumption	Tie, 14-14
	Detroit City College	Lost, 26-0
11/24	Hillsdale	Lost, 21-13

1922

DATE	OPPONENT	SCORE
9/30	@ Grand Rapids JC	Tie, 0-0
10/7	@ Charlotte HS	Tie, 0-0
10/13	@ Kalamazoo	Lost, 33-6
10/21	@ Albion	Lost, 31-0
10/28	Alma	Lost, 13-0
11/4	@ Detroit City College	Tie, 0-0
11/11	@ Eastern Michigan	Lost, 6-0
11/18	Assumption	Won, 13-0
11/25	Hillsdale	Won, 6-0

1923

DATE	OPPONENT	SCORE
9/29	Highland Park JC	Won, 13-0
10/6	@ Assumption	Won, 32-0
10/13	Kalamazoo	Won, 29-7
10/20	@ Hillsdale	Won, 3-0
10/27	@ Alma	Lost, 32-0
11/3	Albion	Lost, 25-0
11/10	Detroit City College	Tie, 7-7
11/17	@ Central Michigan	Lost, 40-0
11/24	Eastern Michigan	Won, 15-7

1924

DATE	OPPONENT	SCORE
9/27	@ Wittenberg (Ohio)	Lost, 17-0
10/4	@ Michigan State	Lost, 54-3
10/11	@ Kalamazoo	Won, 3-0
10/18	Detroit City College	Won, 19-14
10/25	Alma	Lost, 38-3

ALL-TIME GAME-BY-GAME RESULTS

1925		
DATE	OPPONENT	SCORE
10/3	@ Adrian	Lost, 7-6
10/10	Kalamazoo	Lost, 24-0
10/17	@ Detroit City College	Tie, 6-6
10/24	@ Alma	Lost, 23-0
10/31	@ Hillsdale	Lost, 14-0
11/7	Eastern Michigan	Lost, 20-0
11/14	Albion	Lost, 36-0

1926		
DATE	OPPONENT	SCORE
9/25	@ Western Michigan	Lost, 25-0
10/2	Ferris State	Lost, 7-6
10/16	@ Battle Creek	Tie, 0-0
10/23	Alma	Lost, 21-0
10/30	@ Albion	Lost, 20-0
11/6	@ Eastern Michigan	Lost, 20-0
11/13	Hillsdale	Won, 2-0

1927		
DATE	OPPONENT	SCORE
10/1	@ Eastern Michigan	Lost, 20-0
10/15	@ Central Michigan	Lost, 7-0
10/22	@ Alma	Lost, 38-0
10/29	Hope	Won, 39-6
11/5	Kalamazoo	Lost, 14-0
11/12	Ferris State	Lost, 12-7
11/19	@ Albion	Lost, 32-0
11/26	@ Hillsdale	Lost, 19-7

1928		
DATE	OPPONENT	SCORE
9/29	@ Hope	Tie, 0-0
10/6	Eastern Michigan	Lost, 33-0
10/13	Alma	Lost, 19-2
10/20	@ Albion	Lost, 26-7
10/27	Assumption	Won, 20-0
11/3	@ Kalamazoo	Lost, 18-14
11/10	Detroit Tech	Tie, 6-6
11/17	Hillsdale	Tie, 0-0

1929		
DATE	OPPONENT	SCORE
9/28	@ Heidelberg (Ohio)	Lost, 25-0
10/5	@ Detroit City College	Won, 6-0
10/12	@ Alma	Lost, 37-0
10/19	Albion	Lost, 7-0
10/26	Hope	Won, 8-7
11/2	Kalamazoo	Tie, 6-6
11/9	Assumption	Won, 7-0
11/16	@ Hillsdale	Lost, 25-6

1930		
DATE	OPPONENT	SCORE
9/27	@ Manchester (Ind.)	Won, 3-0
10/4	Defiance (Ohio)	Won, 7-0
10/11	Alma	Lost, 13-6
10/18	@ Albion	Lost, 25-0
10/25	@ Hope	Won, 6-0
11/1	@ Kalamazoo	Lost, 7-6
11/8	Hillsdale	Lost, 14-13
11/15	Detroit Tech	Tie, 13-13

1931		
DATE	OPPONENT	SCORE
9/26	Manchester (Ind.)	Won, 12-7
10/3	@ Defiance (Ohio)	Lost, 26-6
10/10	@ Alma	Lost, 12-2
10/24	@ Gen Mts Tech	Won, 33-0
10/31	Kalamazoo	Won, 13-0
11/7	@ Hillsdale	Lost, 14-0
11/14	@ Detroit City College	Won, 32-0
11/21	Hope	Won, 23-0

1935		
DATE	OPPONENT	SCORE
10/4	Michigan State "B"	Lost, 35-6
10/19	Central Michigan "B"	Won, 6-0
10/26	Alma	Lost, 39-0
10/30	@ MSU Frosh	Lost, 31-19
11/9	Hillsdale	Lost, 47-0
11/16	Lawrence Tech	Won, 37-0

1936		
DATE	OPPONENT	SCORE
9/26	Hillsdale	Lost, 19-0
10/2	@ Hope	Lost, 26-0
10/10	Kalamazoo	Lost, 25-0
10/17	Albion	Lost, 7-0
10/24	@ Alma	Lost, 26-6
10/31	Hillsdale	Lost, 13-0
11/7	Hope	Lost, 13-0
11/14	@ Kalamazoo	Lost, 20-0

1937		
DATE	OPPONENT	SCORE
9/27	@ Hope	Lost, 6-0
10/1	St. Mary's	Won, 26-6
10/8	@ Kalamazoo	Lost, 33-7
10/16	Hillsdale	Won, 12-6
10/23	Alma	Lost, 12-6
10/30	@ Albion	Lost, 0-13
11/6	@ John Carroll (Ohio)	Lost, 47-6
11/13	@ Adrian	Won, 26-0

1938		
DATE	OPPONENT	SCORE
9/24	@ Grand Rapids JC	Lost, 27-7
10/1	Hillsdale	Lost, 32-7
10/7	@ Kalamazoo	Lost, 14-0
10/14	@ Alma	Lost, 34-6
10/22	St. Mary's	Won, 20-6
10/29	Adrian	Won, 44-0
11/4	@ Hope	Lost, 32-12
11/12	Albion	Lost, 33-0

1939		
DATE	OPPONENT	SCORE
9/22	@ Grand Rapids JC	Lost, 7-6
9/30	Kalamazoo	Lost, 21-6
10/7	Alma	Lost, 33-6
10/14	@ St. Mary's	Won, 32-0
10/21	Adrian	Lost, 21-0
10/28	Hope	Lost, 27-0
11/4	@ Albion	Lost, 39-0
11/10	Hillsdale	Lost, 50-0

1946		
DATE	OPPONENT	SCORE
11/2	Port Huron JC	Lost, 21-13

1947		
DATE	OPPONENT	SCORE
10/4	Assumption	Won, 21-0
10/11	Port Huron JC	Won, 13-7
	Grand Rapids JC	Won, 7-6
11/1	Detroit Tech	Won, 21-14
11/8	Anderson (Ind.)	Tie, 6-6
11/15	@ Earlham (Ind.)	Won, 20-19
11/22	Alma	Lost, 41-0

1948		
DATE	OPPONENT	SCORE
9/25	Grand Rapids JC	Won, 14-0
10/2	Albion	Lost, 26-7
10/15	Kenyon (Ohio)	Lost, 20-17
10/23	@ Defiance (Ohio)	Lost, 20-0
10/30	Detroit Tech	Lost, 14-12
11/6	Anderson (Ind.)	Won, 13-6
11/13	@ Soo Tech	Lost, 25-6
11/20	Alma	Lost, 25-13

1949		
DATE	OPPONENT	SCORE
9/24	Port Huron JC	Won, 32-6
10/1	@ Western Reserve (Ohio)	Lost, 69-6
10/8	Grand Rapids JC	Won, 14-0
10/15	Bluffton (Ohio)	Won, 27-6
10/22	Albion	Lost, 12-6
10/29	Soo Tech	Won, 13-6
11/5	Ferris State	Won, 27-7
11/12	@ Hiram (Ohio)	Lost, 12-7

1950		
DATE	OPPONENT	SCORE
9/23	Adrian	Lost, 28-0
9/30	Ohio Northern	Lost, 36-6
10/7	Hiram (Ohio)	Lost, 12-0
10/13	@ Bluffton (Ohio)	Lost, 18-0
10/21	Michigan Normal Frosh	Lost, 24-0
10/28	Albion	Lost, 26-6
11/3	@ Ferris State	Lost, 33-6
11/11	Grand Rapids JC	Lost, 13-6

1951		
DATE	OPPONENT	SCORE
9/22	Adrian	Won, 6-0
9/29	Albion	Lost, 13-6
10/6	@ Ohio Northern	Lost, 34-0
10/13	Bluffton (Ohio)	Lost, 20-6
10/20	Wabash (Ind.)	Lost, 41-6
10/27	Eastern Michigan "B"	Won, 18-0
11/3	Ferris State	Tie, 0-0

1952		
DATE	OPPONENT	SCORE
9/20	Adrian	Lost, 20-7
9/27	@ Northern Michigan	Lost, 32-0
10/4	Hillsdale	Lost, 13-0
10/11	@ Bluffton (Ohio)	Lost, 40-0
10/18	Percy Jones	Lost, 27-0
10/25	Kalamazoo	Lost, 39-0
11/1	@ Ferris State	Tie, 13-13
11/8	Grand Rapids JC	Tie, 6-6

1953		
DATE	OPPONENT	SCORE
9/19	Adrian	Won, 7-6
9/25	@ Hope	Lost, 25-0
10/3	@ Albion	Lost, 52-0
10/10	Bluffton (Ohio)	Lost, 20-13
10/24	Hillsdale	Lost, 7-6
10/30	@ Kalamazoo	Won, 26-19
11/7	Ferris State	Won, 6-0
11/13	@ Grand Rapids JC	Won, 21-6
11/21	Alma	Lost, 7-0

1954		
DATE	OPPONENT	SCORE
9/18	@ Adrian	Lost, 19-7
9/25	Hope	Won, 20-6
10/2	Albion	Won, 7-6
10/9	@ Bluffton (Ohio)	Lost, 31-2
10/23	@ Hillsdale	Lost, 20-7
10/30	Kalamazoo	Lost, 13-6
11/6	@ Ferris State	Lost, 21-12
11/13	Grand Rapids JC	Tie, 6-6
11/20	@ Alma	Lost, 49-0

1955		
DATE	OPPONENT	SCORE
9/17	@ Wittenberg (Ohio)	Lost, 28-0
9/24	@ Ferris State	Lost, 12-6
10/1	@ Hillsdale	Lost, 45-7
10/8	Grand Rapids JC	Won, 20-6
10/15	Albion	Lost, 26-7
10/22	@ Alma	Lost, 31-6
10/29	Hope	Lost, 52-13
11/5	@ Kalamazoo	Lost, 26-0
11/12	Adrian	Lost, 20-0

1956		
DATE	OPPONENT	SCORE
9/22	Ferris State	Lost, 20-13
9/29	Hillsdale	Lost, 65-0
10/6	@ Grand Rapids JC	Lost, 14-12
10/13	@ Albion	Lost, 53-0
10/20	Alma	Lost, 20-14
10/27	@ Hope	Lost, 59-6
11/3	Kalamazoo	Lost, 28-0
11/10	@ Adrian	Lost, 32-13

1957		
DATE	OPPONENT	SCORE
9/21	Great Lakes Naval	Lost, 28-13
9/28	Adrian	Lost, 26-0
10/5	@ Hillsdale	Lost, 60-0
10/12	@ Ferris State	Lost, 20-0
10/19	Albion	Lost, 57-0
10/26	@ Alma	Lost, 24-0
11/2	Hope	Lost, 28-7
11/9	@ Kalamazoo	Lost, 13-7
11/16	Grand Rapids JC	Lost, 46-0

1958		
DATE	OPPONENT	SCORE
9/20	@ North Park (Ill.)	Lost, 26-13
9/27	@ Adrian	Lost, 12-7
10/4	Hillsdale	Lost, 44-0
10/11	Ferris State	Lost, 6-0
10/18	@ Albion	Lost, 46-0
10/25	Alma	Lost, 27-0
11/1	@ Hope	Lost, 61-0
11/8	Kalamazoo	Won, 20-13
11/15	@ Grand Rapids JC	Lost, 34-12

1959		
DATE	OPPONENT	SCORE
9/19	North Park (Ill.)	Won, 25-0
9/26	@ Kalamazoo	Lost, 28-0
10/3	Adrian	Won, 12-7
10/10	@ Hillsdale	Lost, 53-7
10/24	Albion	Lost, 33-20
10/31	@ Alma	Lost, 34-0
11/7	Hope	Lost, 42-0
11/14	Earlham (Ind.)	Won, 25-0

1960		
DATE	OPPONENT	SCORE
9/17	Franklin (Ind.)	Won, 21-14
10/1	Kalamazoo	Lost, 14-6
10/8	@ Adrian	Lost, 12-7
10/15	Hillsdale	Lost, 39-0
10/22	@ Lakeland (Wisc.)	Won, 14-7
10/29	@ Albion	Lost, 19-6
11/5	Alma	Lost, 13-0 **
11/12	@ Hope	Lost, 49-0

** -- Olivet was later credited with the win due to an ineligible player from Alma.

1961		
DATE	OPPONENT	SCORE
9/16	@ Franklin (Ind.)	Won, 27-7
9/23	Indiana Central	Won, 22-6
9/30	Adrian	Won, 9-0
10/7	@ Kalamazoo	Won, 13-6
10/14	Hope	Won, 20-8
10/21	@ Albion	Lost, 13-0
10/28	Illinois College	Won, 40-20
11/4	@ Ohio Northern	Won, 6-3
11/11	@ Alma	Won, 26-6

1962

DATE	OPPONENT	SCORE
9/15	Franklin (Ind.)	Won, 13-12
9/22	@ Indiana Central	Won, 26-21
9/28	Northwood	Won, 32-6
10/6	@ Adrian	Lost, 21-14
10/13	@ Hope	Won, 19-12
10/20	Alma	Won, 33-6
10/27	@ Grand Rapids JC	Lost, 24-14
11/3	Albion	Won, 15-7
11/10	Kalamazoo	Lost, 33-21

1963

DATE	OPPONENT	SCORE
9/14	@ Franklin (Ind.)	Lost, 13-7
9/21	Augustana (Ill.)	Lost, 51-21
9/28	@ Northwood Institute	Lost, 31-12
10/5	Alma	Lost, 22-13
10/12	@ Adrian	Lost, 54-30
10/19	Albion	Lost, 10-9
10/26	@ Kalamazoo	Lost, 40-14
11/2	Hope	Lost, 49-20
11/9	@ Indiana Central	Won, 20-13

1964

DATE	OPPONENT	SCORE
9/19	Anderson (Ind.)	Won, 26-6
9/26	@ North Central (Ill.)	Lost, 20-7
10/3	@ Alma	Won, 14-13
10/10	Adrian	Won, 20-7
10/17	@ Albion	Lost, 35-14
10/24	Kalamazoo	Won, 25-12
10/31	@ Hope	Won, 28-0
11/7	Indiana Central	Won, 34-0
11/14	@ West Kentucky State	Lost, 44-20

1965

DATE	OPPONENT	SCORE
9/18	@ Anderson (Ind.)	Won, 21-18
9/25	North Central (Ill.)	Lost, 35-0
10/2	Kalamazoo	Lost, 13-6
10/9	@ Hope	Won, 7-0
10/16	@ Alma	Won, 20-14
10/23	Adrian	Lost, 6-0
10/30	@ Albion	Lost, 28-12
11/6	@ Indiana Central	Lost, 10-7
11/13	Principia (Ill.)	Lost, 20-18

1966

DATE	OPPONENT	SCORE
9/17	@ Franklin (Ind.)	Won, 19-12
10/1	@ Kalamazoo	Lost, 23-20
10/8	Hope	Won, 18-0
10/15	Alma	Won, 9-0
10/22	@ Adrian	Won, 43-0
10/29	Albion	Lost, 7-6
11/5	Indiana Central	Won, 40-7
11/12	@ Principia (Ill.)	Lost, 6-0

1967

DATE	OPPONENT	SCORE
9/16	Franklin (Ind.)	Won, 27-14
9/23	@ Ferris State	Won, 26-12
9/30	@ Lea (Minn.)	Won, 14-13
10/7	Albion	Won, 24-7
10/14	@ Kalamazoo	Won, 34-0
10/21	Hope	Won, 46-21
10/28	@ Alma	Lost, 34-0
11/4	@ Adrian	Won, 22-0

1968

DATE	OPPONENT	SCORE
9/21	Manchester (Ind.)	Lost, 21-0
9/28	@ Hillsdale	Lost, 21-0
10/5	@ Albion	Lost, 44-6
10/12	Kalamazoo	Won, 31-8
10/19	@ Hope	Lost, 33-28
10/26	Alma	Lost, 35-9
11/2	Adrian	Won, 53-6
11/9	@ Bluffton (Ohio)	Won, 32-30

1969

DATE	OPPONENT	SCORE
9/13	@ St. Joseph's (Ind.)	Lost, 46-0
9/20	@ Manchester (Ind.)	Lost, 34-14
9/27	Hillsdale	Lost, 34-3
10/4	@ Alma	Lost, 30-9
10/11	Adrian	Won, 30-27
10/18	@ Hope	Lost, 24-22
10/25	Kalamazoo	Lost, 57-3
11/1	@ Albion	Lost, 35-3
11/8	Northwood Institute	Lost, 37-22

1970

DATE	OPPONENT	SCORE
9/12	St. Joseph's (Ind.)	Lost, 39-7
9/19	@ Anderson (Ind.)	Lost, 26-3
9/26	Heidelberg (Ohio)	Lost, 33-0
10/3	Alma	Lost, 47-17
10/10	@ Adrian	Lost, 34-13
10/17	Hope	Lost, 37-27
10/24	@ Kalamazoo	Lost, 16-3
10/31	Albion	Lost, 17-13
11/7	@ Northwood Institute	Lost, 30-6

1971

DATE	OPPONENT	SCORE
9/11	@ Anderson (Ind.)	Won, 34-14
9/18	Heidelberg (Ohio)	Lost, 9-0
9/25	@ Kalamazoo	Won, 22-14
10/16	Hope	Won, 28-7
10/23	@ Adrian	Lost, 21-0
10/30	Albion	Tie, 13-13
11/6	Alma	Lost, 10-3
11/13	@ Defiance (Ohio)	Lost, 22-12

1972

DATE	OPPONENT	SCORE
9/9	Monmouth (Ill.)	Lost, 47-16
9/23	Principia (Ill.)	Won, 41-0
9/30	@ Ill. Benedictine	Lost, 14-3
10/7	Kalamazoo	Won, 20-16
10/14	@ Hope	Lost, 19-0
10/21	Adrian	Lost, 16-7
10/28	@ Albion	Won, 29-14
11/4	@ Alma	Lost, 27-0
11/11	Defiance (Ohio)	Lost, 16-6

1973

DATE	OPPONENT	SCORE
9/8	@ Defiance (Ohio)	Lost, 28-13
9/15	Ripon (Wisc.)	Won, 33-6
9/22	@ Principia (Ill.)	Won, 25-6
9/29	DePauw (Ind.)	Won, 20-10
10/6	@ Albion	Won, 34-17
10/13	Kalamazoo	Lost, 8-7
10/20	Adrian	Won, 28-7
10/27	@ Alma	Won, 23-13
11/3	Hope	Lost, 20-7

1974

DATE	OPPONENT	SCORE
9/7	Defiance (Ohio)	Won, 20-7
9/14	Lakeland (Wisc.)	Won, 43-13
9/21	@ Hillsdale	Lost, 11-0
9/28	@ DePauw (Ind.)	Lost, 22-14
10/5	Albion	Won, 35-16
10/12	@ Kalamazoo	Won, 27-7
10/19	@ Adrian	Won, 14-0
10/26	Alma	Won, 23-10
11/2	@ Hope	Won, 27-10

1975

DATE	OPPONENT	SCORE
9/6	@ St. Joseph's (Ind.)	Won, 17-13
9/13	@ Lakeland (Wisc.)	Lost, 14-13
9/20	Hillsdale	Lost, 37-11
9/27	@ Monmouth (Ill.)	Won, 21-20
10/4	Hope	Lost, 19-6
10/11	Alma	Won, 21-7
10/18	@ Adrian	Lost, 14-13
10/25	Albion	Won, 18-3
11/1	@ Kalamazoo	Lost, 32-24

1976

DATE	OPPONENT	SCORE
9/4	@ Franklin (Ind.)	Lost, 56-3
9/11	St. Joseph's (Ind.)	Lost, 37-0
9/18	Carroll (Wisc.)	Lost, 17-14
9/25	@ Taylor (Ind.)	Lost, 21-13
10/2	@ Hope	Lost, 26-0
10/9	@ Alma	Lost, 45-13
10/16	Adrian	Lost, 14-12
10/23	@ Albion	Lost, 55-6
10/30	Kalamazoo	Lost, 21-7

1977

DATE	OPPONENT	SCORE
9/10	@ St. Joseph's (Ind.)	Lost, 34-0
9/17	@ Carroll (Wisc.)	Lost, 35-14
9/24	Taylor (Ind.)	Lost, 7-0
10/1	Franklin (Ind.)	Lost, 34-6
10/8	Kalamazoo	Lost, 28-14
10/15	@ Hope	Lost, 42-14
10/22	@ Alma	Lost, 59-13
10/29	Albion	Lost, 21-0
11/5	Adrian	Tie, 14-14

1978

DATE	OPPONENT	SCORE
9/9	Rose-Hulman (Ind.)	Lost, 22-21
9/16	@ Taylor (Ind.)	Won, 19-17
9/23	St. Joseph's (Ind.)	Lost, 27-10
9/30	@ Monmouth (Ill.)	Lost, 43-0
10/7	@ Kalamazoo	Lost, 30-14
10/14	Hope	Lost, 48-0
10/21	Alma	Won, 20-9
10/28	@ Albion	Lost, 30-10
11/4	@ Adrian	Lost, 17-0

1979

DATE	OPPONENT	SCORE
9/8	@ Rose-Hulman (Ind.)	Won, 23-17
9/15	Taylor (Ind.)	Won, 21-7
9/22	@ St. Joseph's (Ind.)	Lost, 38-18
9/29	Monmouth (Ill.)	Won, 13-7
10/6	Albion	Lost, 27-26
10/13	@ Alma	Lost, 13-10
10/20	@ Kalamazoo	Won, 15-13
10/27	Adrian	Lost, 16-7
11/3	@ Hope	Lost, 42-21

1980

DATE	OPPONENT	SCORE
9/6	Franklin (Ind.)	Lost, 28-12
9/13	@ Carthage (Wisc.)	Lost, 31-6
9/20	@ St. Joseph's (Ind.)	Lost, 14-7
9/27	Grand Rapids JC	Won, 10-6
10/4	@ Albion	Lost, 40-23
10/11	Alma	Won, 34-24
10/18	Kalamazoo	Won, 30-7
10/25	@ Adrian	Lost, 28-0
11/1	Hope	Lost, 41-28

1981

DATE	OPPONENT	SCORE
9/12	North Central (Ill.)	Won, 34-14
9/19	St. Norbert (Wisc.)	Won, 15-9
9/26	@ Grand Rapids JC	Won, 62-7
10/3	@ Franklin (Ind.)	Lost, 56-0
10/10	Adrian	Lost, 24-0
10/17	@ Albion	Tie, 21-21
10/24	Alma	Lost, 19-13
10/31	@ Kalamazoo	Lost, 20-15
11/7	@ Hope	Lost, 49-8

1982

DATE	OPPONENT	SCORE
9/11	@ DePauw (Ind.)	Lost, 41-0
9/18	Lake Forest (Ill.)	Lost, 14-7
9/25	@ Olivet Nazarene (Ill.)	Lost, 19-13
10/2	Defiance (Ohio)	Lost, 30-15
10/9	@ Adrian	Won, 24-22
10/16	Albion	Lost, 30-12
10/23	@ Alma	Lost, 16-14
10/30	Kalamazoo	Lost, 28-21
11/6	Hope	Lost, 40-0

1983

DATE	OPPONENT	SCORE
9/10	DePauw (Ind.)	Won, 21-17
9/17	@ Lake Forest (Ill.)	Won, 33-14
9/24	Olivet Nazarene (Ill.)	Won, 34-0
10/1	@ Defiance (Ohio)	Lost, 35-28
10/8	@ Kalamazoo	Lost, 41-28
10/15	Alma	Lost, 15-6
10/22	@ Albion	Lost, 6-3
10/29	Adrian	Lost, 29-27
11/5	Hope	Lost, 34-3

1984

DATE	OPPONENT	SCORE
9/8	@ Wittenberg (Ohio)	Lost, 57-0
9/15	Wabash (Ind.)	Lost, 38-7
9/29	Dayton (Ohio)	Lost, 59-0
9/22	@ Defiance (Ohio)	Lost, 24-14
10/6	Kalamazoo	Won, 48-27
10/13	@ Alma	Lost, 48-14
10/20	Albion	Lost, 20-7
10/27	@ Adrian	Lost, 66-0
11/3	@ Hope	Lost, 55-0

1985

DATE	OPPONENT	SCORE
9/14	@ Wabash (Ind.)	Lost, 27-6
9/21	@ Findlay (Ohio)	Lost, 57-3
9/28	@ Ferris State	Lost, 52-7
10/12	@ Adrian	Lost, 49-0
10/19	Kalamazoo	Lost, 27-0
10/26	Albion	Lost, 38-14
11/2	@ Hope	Lost, 42-17
11/9	Alma	Lost, 41-16
11/16	@ Wilmington (Ohio)	Lost, 22-0

ALL-TIME GAME-BY-GAME RESULTS

FOOTBALL

1986

DATE	OPPONENT	SCORE
9/13	@ Manchester (Ind.)	Won, 24-0
9/20	@ U of Chicago (Ill.)	Won, 12-3
9/27	Denison (Ohio)	Lost, 35-0
10/4	@ Rose-Hulman (Ind.)	Won, 7-0
10/11	Adrian	Lost, 38-14
10/18	@ Kalamazoo	Lost, 14-7
10/25	@ Albion	Lost, 28-0
11/1	Hope	Lost, 10-7
11/8	@ Alma	Lost, 12-7

1987

DATE	OPPONENT	SCORE
9/5	@ Lakeland (Wisc.)	Won, 23-0
9/12	Manchester (Ind.)	Tie, 0-0
9/26	@ Denison (Ohio)	Lost, 22-14
10/3	Rose-Hulman (Ind.)	Lost, 17-14
10/10	Adrian	Lost, 22-3
10/17	@ Albion	Lost, 34-7
10/24	Kalamazoo	Won, 17-7
10/31	@ Alma	Lost, 39-16
11/7	@ Hope	Lost, 48-14

1988

DATE	OPPONENT	SCORE
9/10	@ Heidelberg (Ohio)	Lost, 29-0
9/17	@ Manchester (Ind.)	Won, 36-13
9/24	Defiance (Ohio)	Won, 24-9
10/1	@ Urbana (Ohio)	Lost, 31-3
10/8	@ Adrian	Won, 9-7
10/15	Albion	Lost, 23-0
10/22	@ Kalamazoo	Tie, 20-20
10/29	Alma	Lost, 31-7
11/5	Hope	Won, 6-0

1989

DATE	OPPONENT	SCORE
9/9	Heidelberg (Ohio)	Lost, 21-3
9/16	Manchester (Ind.)	Won, 17-12
9/23	@ Defiance (Ohio)	Won, 27-7
9/30	Urbana (Ohio)	Won, 28-6
10/7	@ Alma	Lost, 27-20
10/14	Hope	Lost, 14-7
10/21	@ Kalamazoo	Won, 26-0
10/28	Albion	Lost, 24-20
11/4	@ Adrian	Lost, 19-6

1990

DATE	OPPONENT	SCORE
9/8	@ Ohio Northern	Lost, 30-23
9/15	@ Taylor (Ind.)	Lost, 16-13
9/22	Defiance (Ohio)	Lost, 29-22
9/29	Bluffton (Ohio)	Won, 33-12
10/6	Alma	Won, 21-13
10/13	@ Hope	Won, 20-14
10/20	Kalamazoo	Won, 27-14
10/27	@ Albion	Lost, 21-20
11/3	Adrian	Lost, 16-13

1991

DATE	OPPONENT	SCORE
9/14	Ohio Northern	Won, 29-26
9/21	Taylor (Ind.)	Won, 36-7
9/28	@ Defiance (Ohio)	Lost, 43-14
10/5	@ Bluffton (Ohio)	Won, 26-14
10/12	@ Adrian	Won, 25-14
10/19	Kalamazoo	Won, 17-7
10/26	Albion	Tie, 14-14
11/2	@ Alma	Won, 14-13
11/9	Hope	Won, 21-14

NOTE: Olivet had to forfeit the final six games and its MIAA co-championship due to the use of an ineligible player. Olivet's overall record and coach's record do not change, as the NCAA uses on-the-field performances when compiling its record book.

1992

DATE	OPPONENT	SCORE
9/12	@ Heidelberg (Ohio)	Lost, 14-13
9/19	@ Taylor (Ind.)	Tie, 31-31
9/26	Defiance (Ohio)	Lost, 30-16
10/3	Wilmington (Ohio)	Lost, 27-21
10/10	Adrian	Lost, 42-7
10/17	@ Kalamazoo	Won, 19-18
10/24	@ Albion	Lost, 35-20
10/31	Alma	Won, 33-7
11/7	@ Hope	Lost, 21-17

1993

DATE	OPPONENT	SCORE
9/11	Heidelberg (Ohio)	Lost, 21-19
9/18	Taylor (Ind.)	Won, 47-22
9/25	@ Defiance (Ohio)	Lost, 49-18
10/2	@ Wilmington (Ohio)	Lost, 29-25
10/9	Alma	Lost, 16-8
10/16	@ Albion	Lost, 34-14
10/23	Adrian	Lost, 27-0
10/30	@ Kalamazoo	Lost, 54-30
11/6	Hope	Lost, 32-14

1994

DATE	OPPONENT	SCORE
9/10	@ Manchester (Ind.)	Won, 19-0
9/17	Anderson (Ind.)	Lost, 34-21
9/24	@ Ohio Wesleyan	Lost, 25-13
10/1	Defiance (Ohio)	Lost, 39-37
10/8	@ Alma	Lost, 7-6
10/15	Albion	Lost, 65-8
10/22	@ Adrian	Lost, 13-0
10/29	Kalamazoo	Lost, 29-24
11/5	@ Hope	Lost, 41-16

1995

DATE	OPPONENT	SCORE
9/9	Manchester (Ind.)	Won, 28-27
9/16	@ Anderson (Ind.)	Lost, 27-26
9/23	Ohio Wesleyan	Won, 21-17
9/30	@ Defiance (Ohio)	Won, 23-10
10/7	@ Alma	Lost, 27-17
10/14	Adrian	Lost, 27-14
10/21	@ Kalamazoo	Lost, 41-22
10/28	Albion	Lost, 48-0
11/4	@ Hope	Lost, 33-28

1996

DATE	OPPONENT	SCORE
9/14	Ohio Wesleyan	Lost, 28-17
9/21	Anderson (Ind.)	Lost, 27-14
9/28	@ Defiance (Ohio)	Lost, 22-19
10/5	@ Franklin (Ind.)	Lost, 24-10
10/12	Alma	Won, 26-22
10/19	@ Adrian	Lost, 12-9
10/26	Kalamazoo	Won, 43-41
11/2	@ Albion	Lost, 54-0
11/9	Hope	Lost, 20-19

1997

DATE	OPPONENT	SCORE
9/13	@ Ohio Wesleyan	Won, 12-7
9/20	@ Anderson (Ind.)	Won, 30-13
9/27	Defiance (Ohio)	Won, 41-14
10/4	Franklin (Ind.)	Lost, 14-11
10/11	@ Albion	Lost, 61-6
10/18	Kalamazoo	Lost, 12-7
10/25	@ Adrian	Lost, 29-12
11/1	Hope	Lost, 37-8
11/8	Alma	Lost, 31-0

1998

DATE	OPPONENT	SCORE
9/5	Mt. St. Joseph (Ohio)	Won, 28-15
9/12	@ Wilmington (Ohio)	Won, 27-20
9/19	Manchester (Ind.)	Won, 33-9
9/26	Defiance (Ohio)	Won, 32-13
10/10	Albion	Lost, 42-6
10/17	@ Kalamazoo	Won, 14-7
10/24	Adrian	Lost, 28-14
10/31	@ Hope	Lost, 46-13
11/7	@ Alma	Lost, 56-16

1999

DATE	OPPONENT	SCORE
9/4	@ Mt. St. Joseph (Ohio)	Lost, 35-13
9/11	Wilmington (Ohio)	Lost, 41-10
9/18	@ Manchester (Ind.)	Lost, 37-21
9/25	Defiance (Ohio)	Lost, 42-24
10/9	Alma	Lost, 48-28
10/16	@ Adrian	Lost, 35-28
10/23	Albion	Lost, 42-14
10/30	@ Kalamazoo	Lost, 24-3
11/6	Hope	Lost, 30-6

2000

DATE	OPPONENT	SCORE
9/2	@ Defiance (Ohio)	Lost, 27-13
9/9	Ohio Wesleyan	Lost, 24-3
9/16	Manchester (Ind.)	Lost, 17-14
9/23	@ Anderson (Ind.)	Won, 39-8
9/30	@ Rockford (Ill.)	Won, 48-3
10/14	@ Adrian	Lost, 23-14
10/21	Kalamazoo	Lost, 29-22
10/28	@ Albion	Lost, 80-7
11/4	Hope	Lost, 26-3
11/11	@ Alma	Lost, 28-13

2001

DATE	OPPONENT	SCORE
9/1	Defiance (Ohio)	Lost, 26-6
9/8	@ Ohio Wesleyan	Lost, 34-16
9/15	@ Manchester (Ind.)	Lost, 29-15
9/22	Anderson (Ind.)	Lost, 33-20
9/29	Rockford (Ill.)	Won, 20-17
10/13	Adrian	Lost, 20-9
10/20	@ Kalamazoo	Lost, 56-19
10/27	Albion	Lost, 46-16
11/3	@ Hope	Lost, 41-6
11/10	@ Alma	Lost, 64-7

2002

DATE	OPPONENT	SCORE
9/7	@ Defiance (Ohio)	Won, 30-22
9/14	Ohio Wesleyan	Lost, 25-21
9/28	Manchester (Ind.)	Won, 35-3
10/5	@ Albion	Lost, 17-14
10/12	Alma	Lost, 21-14
10/19	@ Kalamazoo	Won, 49-34
10/26	Adrian	Won, 23-10
11/9	@ Hope	Lost, 30-28
11/16	Wisconsin Lutheran	Won, 43-29

2003

DATE	OPPONENT	SCORE
9/6	Defiance (Ohio)	Won, 44-12
9/13	@ Ohio Wesleyan	Won, 21-0
9/27	@ Manchester (Ind.)	Won, 56-0
10/4	Albion	Lost, 20-19
10/11	@ Alma	Lost, 35-14
10/18	Kalamazoo	Lost, 35-24
10/25	@ Adrian	Lost, 49-42
11/1	Tri-State (Ind.)	Won, 44-41
11/8	Hope	Lost, 56-37
11/15	@ Wisconsin Lutheran	Lost, 45-33

2004

DATE	OPPONENT	SCORE
9/11	@ Franklin (Ind.)	Won, 63-62
9/18	Ohio Wesleyan	Won, 78-21
9/25	Manchester (Ind.)	Won, 49-13
10/2	Alma	Lost, 21-18
10/9	@ Hope	Lost, 41-24
10/16	Adrian	Won, 33-22
10/23	@ Tri-State (Ind.)	Won, 41-21
10/30	@ Kalamazoo	Won, 42-20
11/6	Wisconsin Lutheran	Won, 52-28
11/13	@ Albion	Won, 58-35

2005

DATE	OPPONENT	SCORE
9/10	Franklin (Ind.)	Lost, 41-23
9/17	@ Ohio Wesleyan	Lost, 21-7
9/24	@ Manchester (Ind.)	Won, 40-7
10/1	@ Alma	Lost, 49-24
10/8	Hope	Won, 31-24
10/15	@ Adrian	Lost, 37-31
10/22	Tri-State (Ind.)	Won, 42-26
10/29	Kalamazoo	Won, 20-14
11/5	@ Wisconsin Lutheran	Won, 28-14
11/12	Albion	Lost, 36-19

2006

DATE	OPPONENT	SCORE
9/9	@ Illinois Wesleyan	Lost, 21-6
9/14	Manchester (Ind.)	Won, 33-14
9/23	Elmhurst (Ill.)	Lost, 33-16
9/30	@ Wisconsin Lutheran	Won, 19-6
10/7	Adrian	Won, 13-10
10/14	@ Albion	Won, 20-17
10/21	@ Tri-State (Ind.)	Lost, 21-7
10/28	Alma	Won, 28-24
11/4	Hope	Lost, 16-8
11/11	@ Kalamazoo	Won, 43-24

2007

DATE	OPPONENT	SCORE
9/8	Illinois Wesleyan	Lost, 20-9
9/15	Wittenberg (Ohio)	Lost, 17-16
9/22	@ Elmhurst (Ill.)	Lost, 42-14
9/29	Wisconsin Lutheran	Won, 62-2
10/6	@ Adrian	Won, 14-13
10/13	Albion	Won, 24-6
10/20	Tri-State (Ind.)	Won, 21-14
10/27	@ Alma	Lost, 38-25
11/3	@ Hope	Won, 28-25
11/10	Kalamazoo	Won, 51-0
11/17	@ Central (Iowa) #	Lost, 38-17

- NCAA Division III Playoffs

2008

DATE	OPPONENT	SCORE
9/6	@ Wittenberg (Ohio)	Lost, 22-10
9/13	Elmhurst (Ill.)	Lost, 31-14
9/20	@ Concordia Chicago	Won, 59-0
9/27	North Central (Ill.)	Lost, 37-7
10/4	Albion	Lost, 10-5
10/11	@ Kalamazoo	Lost, 35-30
10/18	@ Trine (Ind.)	Lost, 21-10
10/25	Alma	Lost, 28-25
11/1	@ Hope	Lost, 38-13
11/15	Adrian	Lost, 19-7

2009

DATE	OPPONENT	SCORE
9/5	Wittenberg (Ohio)	Lost, 37-6
9/12	@ Elmhurst (Ill.)	Lost, 17-9
9/19	Concordia Chicago	Lost, 12-7
9/26	@ North Central (Ill.)	Lost, 69-18
10/3	@ Albion	Lost, 20-0
10/10	Kalamazoo	Lost, 24-14
10/17	Trine (Ind.)	1 p.m.
10/24	@ Alma	1 p.m.
10/31	Hope	1 p.m.
11/14	@ Adrian	



ADRIAN COLLEGE



ALBION COLLEGE



MIAA



ALMA COLLEGE



HOPE COLLEGE



KALAMAZOO COLLEGE



OLIVET COLLEGE



TRINE (IND.) UNIVERSITY

112 Years of MIAA Football - the Traditions Continue!



Dave Neilson

Welcome to the 112th year of Michigan Intercollegiate Athletic Association football competition. On behalf of each of our member institutions, student-athletes, coaches, faculty and administrators, I hope you enjoy today's game and festivities.

While watching the contest, I would also encourage you to exercise a positive spirit of sportsmanship toward all game participants and officials. We in the MIAA are signatories to the NCAA Division III

sportsmanship initiative - "Be Loud, Be Proud, Be Positive." All you can do in support of these principles contributes to a more civil, fun-filled and respectful competitive environment; consistent with our league traditions as the nation's oldest athletic conference.

The 2009 season again promises to be very competitive, with the rekindling of traditional rivalries. We continue to see balance across our conference and expect the title to be in dispute right up until the final games in November.

The MIAA had another outstanding year in 2008-09, featuring individual national champions in swimming and diving track and field, and individual athletes earning All-American honors in virtually all of our 18 sports. Academically, 55 of our 128 teams were recipients of the conference team GPA award for maintaining a cumulative 3.3 average, and more than 930 varsity letterwinners earned Honor Roll of Athlete Awards for maintaining at least a 3.5 GPA. Seventy-five letterwinners received recognition for achieving Honor Roll status all four years at their institutions. Observing this level of performance both "on the field" and "in the classroom" demonstrates the concept of the student-athlete, a philosophy we in the MIAA value and which truly describes our participants.

With this rich educational tradition, commitment to athletic excellence and our dedication to athletics as part of the educational mission of each college, the MIAA remains the premier Division III conference in the United States.

David L. Neilson
MIAA Commissioner

2009 MIAA Composite Schedule and Results

Thursday, Sept. 3	
Trine 16, Manchester, Ind. 14	
Saturday, Sept. 5	
Alma 28, Bluffton, Ohio 16	Butler, Ind. 42, Albion 3
Denison, Ohio 37, Kalamazoo 20	Illinois Wesleyan 28, Hope 25
Capital, Ohio 31, Adrian 21	Wittenberg, Ohio 37, Olivet 6
Saturday, Sept. 12	
Illinois Wesleyan 43, Alma 7	Adrian 31, Defiance, Ohio 16
Kalamazoo 44, Rockford, Ill. 9	Elmhurst, Ill. 17, Olivet 9
Thiel, Pa. 20, Albion 10	Carthage, Wis. 26, Hope 19
Saturday, Sept. 19	
Kalamazoo 48, Manchester, Ind. 37	Millikin, Ill. 30, Albion 13
Wis.-Eau Claire 52, Hope 45 (2OT)	Concordia, Ill. 12, Olivet 7
Trine 40, Defiance, Ohio 9	Adrian 41, Bluffton, Ohio 7
Alma 51, Rockford, Ill. 3	
Saturday, Sept. 26	
Kalamazoo 47, Bluffton, Ohio 27	Franklin, Ind. 30, Trine 29
Wis.-River Falls 40, Alma 27	Lake Erie, Ohio 29, Adrian 28 OT
North Central, Ill. 69, Olivet 18	Wheaton, Ill. 32, Hope 20
Saturday, Oct. 3	
Adrian 62, Kalamazoo 15	Trine 38, Hope 35
Albion 20, Olivet 0	
Saturday, Oct. 10	
Trine 51, Alma 14	Hope 14, Albion 6
Kalamazoo 24, Olivet 14	
Saturday, Oct. 17	
Albion at Adrian, 1 p.m.	Alma at Kalamazoo, 1 p.m.
Trine at Olivet, 1 p.m.	
Saturday, Oct. 24	
Adrian at Hope, 1 p.m.	Olivet at Alma, 1 p.m.
Kalamazoo at Trine, 1 p.m.	Marian, Ind. at Albion, 1 p.m.
Saturday, Oct. 31	
Alma at Adrian, 1 p.m.	Trine at Albion, 1 p.m.
Hope at Olivet, 1 p.m.	
Saturday, Nov. 7	
Adrian at Trine, 12:30 p.m.	Albion at Kalamazoo, 1 p.m.
Hope at Alma, 1 p.m.	
Saturday, Nov. 14	
Alma at Albion, 1 p.m.	Kalamazoo at Hope, 1 p.m.
Olivet at Adrian, 6 p.m.	Kentucky Christian at Trine, 1 p.m.

All start times are EST.

MEN'S SOCCER

SEPT.	1	ANDREWS	WON, 8-0
	5	at Davenport	Lost, 3-1
	11	at Northwood	Lost, 1-0
	12	at Rochester (at Ultimate Soccer Arenas)	Won, 2-1
	19	ANDERSON (IND.) #	WON, 1-0
	20	WISC.-WHITEWATER #	WON, 2-1
	23	at Adrian *	Won, 2-0
	26	ALBION *	WON, 1-0
	29	CALVIN *	LOST, 1-0
OCT.	3	at Kalamazoo *	Lost, 2-0
	7	at Trine (Ind.) *	Tie, 1-1 (2OT)
	10	@ Hope *	Won, 1-0
	13	ALMA *	N/A
	17	ADRIAN *	TODAY
	21	at Albion *	4 p.m.
	24	at Calvin *	2:30 p.m.
	27	KALAMAZOO *	4 P.M.
	31	TRINE (IND.) *	2:30 P.M.
NOV.	4	HOPE *	4 P.M.
	7	at Alma *	2 p.m.

WOMEN'S SOCCER

SEPT.	1	MARYGROVE	WON, 2-0
	4	vs. Huntington (Ind.) at Trine (Ind.)	Lost, 3-1
	5	vs. Grace (Ind.) # at Trine (Ind.)	Lost, 2-1
	11	vs. Case (Ohio) at John Carroll (Ohio)	Lost, 1-0
	12	vs. Grove City (Pa.) at John Carroll (Ohio)	Tie, 1-1
	16	MANCHESTER (IND.)	WON, 2-1
	19	ANDERSON (IND.)	WON, 2-0
	20	WISC.-WHITEWATER	LOST, 3-2
	25	vs. Marian (Ind.) ^	Lost, 3-0
	26	vs. Bethel (Ind.) ^	Won, 1-0
OCT.	3	at Calvin *	Lost, 5-0
	6	ALMA *	LOST, 3-1
	10	HOPE *	LOST, 2-0
	14	at Trine (Ind.) *	n/a
	17	at Kalamazoo *	today
	20	at Albion *	4 p.m.
	24	ADRIAN *	NOON
	28	SAINT MARY'S (IND.) *	4 P.M.
	31	MIAA Tournament first round (Site TBA)	noon

VOLLEYBALL

SEPT.	5-6	at Kalamazoo Hornet Invitational	2-2 record
	8	ADRIAN *	WON, 3-2
	11	at Alma *	Lost, 3-0
	12	HOPE *	LOST, 3-0
	18-19	at DePauw (Ind.) Invitational	0-4 record
	22	at Saint Mary's (Ind.)	Lost, 3-0
	25	ALBION *	LOST, 3-0
	26	at Kalamazoo *	Lost, 3-1
	30	CALVIN *	LOST, 3-0
OCT.	6	at Trine (Ind.) *	Lost, 3-0
	8	ALMA *	LOST, 3-0
	9	at Adrian *	Lost, 3-2
	14	at Hope *	n/a
	20	at Rochester	7 p.m.
	23	SAINT MARY'S (IND.) *	7 P.M.
	24	at Albion *	noon
	28	KALAMAZOO *	7 P.M.
	30	at Calvin *	4 p.m.
		vs. Manchester (Ind.) at Calvin	6 p.m.
	31	TRINE (IND.) *	11 A.M.

WOMEN'S GOLF

SEPT.	5-6	@ Anderson (Ind.) Invitational	2nd-place
	11-12	OLIVET FALL INVITATIONAL THE MEDALIST GOLF CLUB	2ND-PLACE
	17	MIAA Jamboree #1 * (Albion)	2nd-place
	19-20	@ Illinois Wesleyan Fall Classic	4th-place
	23	MIAA Jamboree #2 * (Hope)	1st-place
	26-27	@ DePauw (Ind.) Small College Classic	3rd-place
OCT.	1	MIAA Jamboree #3 * (Kalamazoo)	2nd-place
	3	MIAA Jamboree #4 * (Saint Mary's, Ind.)	2nd-place
	9-10	MIAA Championships * (Trine, Ind.)	2nd-place

MEN'S GOLF

SEPT.	4-5	LOU COLLINS CLASSIC	TIED 3RD-PLACE
	9	MIAA JAMBOREE #1 * BEDFORD VALLEY COUNTRY CLUB	2ND-PLACE
	12	MIAA Jamboree #2 * (Alma)	Tied 5th-place
	19	MIAA Jamboree #3 * (Adrian)	7th-place
	22	MIAA Jamboree #4 * (Kalamazoo)	Tied 5th-place
	26	MIAA Jamboree #5 * (Trine, Ind.)	Tied 4th-place
OCT.	5	MIAA Jamboree #6 * (Calvin)	6th-place
	8	MIAA Jamboree #7 * (Albion)	4th-place
	14	MIAA Jamboree #8 * (Hope)	n/a

CROSS COUNTRY

SEPT.	5	at Hope Invitational	
	19	@ Calvin Invitational	
	26	MIAA Jamboree at Hope *	
OCT.	9	Michigan Intercollegiate at Calvin	
	17	@ Manchester (Ind.) Invitational	
	31	MIAA Championships at Adrian *	11 a.m.
NOV.	14	NCAA D3 Regional at Rose-Hulman (Ind.)	11 a.m.

KEY

BOLD and CAPS denote home event
 * - Michigan Intercollegiate Athletic Association event
 n/a - results not available at press time

ATHLETIC DEPARTMENT



Heather Bateman



Chris Bramer



Brandon Brissette



James Farnum



Gene Gifford




Angela Goodman



Aaron Gunther



Geoff Henson



Dominic Livedoti



Bill Maas



Ted Mahan



Mary Anne McMullen



Glen Metcalf



John Miller



Karen Miller



Hans Morgan



Gary Morrison



Janine Peters




Mike Sparks



Jake Taber



Donald L. Tuski



Charlie Wilson



Chad Wiseman



ADMINISTRATION AND SUPPORT STAFF

Title	Name	Office Phone
President	Donald L. Tuski	749-7642
Athletic Director	Dominic Livedoti	749-4183
Associate Athletic Director/SWA	Heather Bateman	749-7189
Assistant Athletic Director	Glen Metcalf	749-7779
Administrative Assistant	Chris Bramer	749-7512
Sports Information Director	Geoff Henson	749-7602
Head Athletic Trainer	Aaron Gunther	749-4167
Assistant Athletic Trainer	Karen Miller	749-4169
Strength & Conditioning Coach	Mike Sparks	749-7640
Faculty Representative	Janine Peters	749-7659
Faculty Representative	Charlie Wilson	749-6649

HEAD COACHES

Baseball	Ted Mahan	749-4184
Men's Basketball	Gene Gifford	749-7674
Women's Basketball	Heather Bateman	749-7189
Cross Country/Track and Field	Angela Goodman	749-6686
Football	Dominic Livedoti	749-4183
Men's Golf	Gary Morrison	749-7669
Women's Golf	Bill Maas	749-7567
Men's Soccer	Chad Wiseman	749-6611
Women's Soccer	Hans Morgan	749-7155
Softball	James Farnum	749-6604
Swimming and Diving	Jake Taber	749-7195
Women's Tennis	Mary Anne McMullen	749-7131
Volleyball	John Miller	749-6677
Wrestling	Brandon Brissette	749-7671

NOTE: All phone numbers above are 269 area code.

SCHEDULE

	9/5	WITTENBERG (OHIO)	6 P.M.
	9/12	at Elmhurst (Ill.)	1 p.m.
	9/19	CONCORDIA CHICAGO Athletic Hall of Fame Day	1 P.M.
	9/26	at North Central (Ill.)	7 p.m.
	10/3	at Albion ^{MIAA}	1 p.m.
	10/10	KALAMAZOO ^{MIAA} Homecoming	2 P.M.
	10/17	TRINE (IND.) ^{MIAA}	1 P.M.
	10/24	at Alma ^{MIAA}	1 p.m.
	10/31	HOPE ^{MIAA}	1 P.M.
	11/14	at Adrian ^{MIAA}	6 p.m.

2009



FOOTBALL

C
O
M
M
E
T
S

All times are EST/EDT and subject to change. HOME games played at Cutler Athletic Complex. MIAA indicates Michigan Intercollegiate Athletic Association game.